

**ANNUAL QUALITY
ASSURANCE
cum
ANNUAL REPORT
of IQAC For
SESSION 2015-16**

*Reviewed and
S.P.S. Sishu
Date 1/6/16*

Submitted On 01-06-2016 (Wednesday)

1. INTRODUCTION

Akal Degree College, Mastuana- a co-educational institution is a centre of learning and imparting higher education since 1968 to the rural students of the Malwa belt of Punjab. It is situated on the holy land amidst bliss of nature far away from the bustle of city life. The institution has ushered under the aegis of Akal College Trust, Gursagar Mastuana, which is formed to support and manage the rich legacy of Sant Attar Singh ji, a philanthrope and visionary educationist. In 1923, Akal Degree College, a brainchild of Sant Attar Singh, was a premier institution for providing courses in agriculture to the rural students of the region. The college was restructured in 1968 and undergraduate courses were started in humanities and sciences. One of its founding members was an eminent educationist of the time namely Sant Teja Singh who educated from Harvard University, (A.M in 1911) U.S.A. The seed of the education sowed by Sant Attar Singh Ji has now flourished into a number of educational institutions dedicated to the task of providing mainstream education with a touch of religious and moral education. There are nine sister institutions which have become a chosen destination for the students to pursue higher education. Over the years the institution has progressed and developed to meet the changing needs in the field of education and teaching learning methodology Since 1968, the college has been affiliated to the Punjabi University, Patiala. Now the institution is running several courses like B.Sc, B.Com, B.A and professional courses like BCA, BBA, PGDCA and MSc(IT). The college thrives to prepare the students to become n educated, cultured and socially strong human beings. The College endeavors to keep devoted to the stupendous task of propagating educational practices to its students to help them carve their future and fulfill their aim.

2. COLLEGE IQAC

2.1 Composition Of Internal Quality Assurance Cell (IQAC)

S.No	Appointment	Name of the Person
1	Chairperson	Dr. Onkar Singh
2	Co-ordinator	Mr. Surmukh Singh Dhanoa, Asstt. Prof.
3	Members	Dr. Darshan Kaur, Asso. Prof.
		Mr. Harmandar Singh, Asso. Prof.
		Dr. Jagdeep Kaur, Asso. Prof.
		Dr. Sarika Jain, Asso. Prof.
		Dr. Nirp Jeet Singh, Asso. Prof.
		Mr. Joginder Singh, Asstt. Prof.
		Mr. Manpreet Singh Gill, Asstt. Prof.

4	Member Secretary	Mr. Amrinder Singh, Asstt. Prof.
5	Administrative Officers	Mr. Surinderpal Singh (Office Supdt.)
		Mr. Hardev Singh
6	Management Member	Mr. Jaswant Singh Khaira (Secretary, Managing Comm.)
7	Nominee from Local Society	Dr. Jasbir Aulakh (Alumni)
		Mr. Parminder Joshi (Student of B.A-3 rd Year, 4449)
		Ms. Amandeep Kaur (Student of B.A-3 rd Year, 4125)
8	Nominee from Employer/ Industry	Dr. (Capt.)Bhupinder Singh Punia
		Mr. Ghanshyam Kansal (Industrialist)
9	Nominee from Pbi Uni, Pta	Dr. Shivani Thakkar (Deptt. of English, Punjabi University, Patiala)

2.2 Significant Activities and contributions made by IQAC

Audit on 3 major areas to monitor and ensure the quality of Students' Activities, Department Activities and Staff Members for periodic assessment of committees for a timely, efficient and progressive performance of academic, administrative and financial tasks. The IQAC Cell of the Strengthened the campus placement process through Industry Institution Partnership Cell. Students are motivated to do their projects in industry.

Following list of Events were conducted as proposed and passed in the meetings of IQAC:

S. No	Name of the Activity	To be Conducted in	Duration of the Activity
1	Independence Day Celebration	August, 15	1 day
2	PDP for Teaching Staff		1 day
3	Hindi Diwas Celebration	September, 15	1 day
4	Blood Donation Camp		1 day
5	Talent Hunt		1 day
6	Conducting House Exam	October, 15	8 days
7	Guru Nanak Dev Ji's Gurupurab Celebration	November, 15	1 day
8	NSS Camp		1 day
9	Feedback Collection from Students	December, 15	1 day
10	Inter-College Gatka Competitions (Men & Women)	January, 16	3 days
11	Lohri Celebration		1 day
12	Voter's Day Celebration		1 day
13	Republic Day Celebration		1 day

14	NSS Camp		7 days
15	PDP for Non-Teaching Staff	February, 16	1 day
16	Annual Athletics Meet	March, 16	1 day
17	Extension Lecture		1 day
18	Conducting House Exam	April, 16	8 days
19	Feedback Collection From Students	May, 16	3 days
20	Feedback Analysis	May, 16	3 days

2.3 Plan of Action by IQAC/Outcome

The plan of action chalked out by the IQAC in the beginning of the year towards quality enhancement and the outcome achieved by the end of the Academic Session 2015-16

Plan of Action	Achievements
To conduct Internal IQAC Audit and Internal Academic Audit for all the departments and other Cells and Clubs for the effective functioning.	Systematic examination of a quality system was carried out for all departments by IQAC.
A common and specific format may be designed to collect the feedback from students.	A Common template for the students across all the courses in the college was formed and feedback was collected twice in the session. (Feedback Report Attached)
To increase the students participation in various competitive examinations	Students were given special Career Guidance Programs and Counseling to improve their performance in competitive examinations like UPSC, PPSC, PSSSB, UGC-NET, other State/Central Govt Banking Sector Exams, etc.,

3. TEACHING-LEARNING PROCESS

3.1 Details of the Students Admitted in each Course

a) For Regular Courses

Name of the Course	No. of Seats	No. of Students Admitted
B.A	700	401
B.Sc (Med, Non-Med & Non-Med with Comp. Sci.)	150	61
B.Com	60	74

B.B.A	50	48
B.C.A	50	46
P.G.D.C.A	35	40
M.Sc (IT)	30	16

b) For Add-On Courses/Value Added Courses

i) No. of Students enrolled in Add-on Courses: 94

ii) No. of Students Enrolled in Value-added Courses: 90

3.2 Details of the Teaching Faculty

a) No. of Regular Teaching Staff Members

No. of Posts Sanctioned By DPI	Recruited	No. Posts Sanctioned by Mgt.	Recruited
22	10	13	13

b) No. of Staff Members with Ph.D

No. of Associate Professors with Ph.D	No. of Assistant Professors with Ph.D
07	01

c) No. of Temporary/ Adhoc Staff Members: 27

d) No. of Faculty published Papers in Intl./National Journals/ conferences/ Seminar/ edited chapters in the books/ written books/ participated in Workshop/symposia:

	Paper Publication Intl. / National Journals	Edited Chapters in a Book/Published Books/ Participated in a Conference
No. of Faculty	7	8

3.3 Details Non-Teaching Staff

Category	Number of Permanent Employees	Number of Vacant Positions	Number of permanent positions filled during the Year
Administrative Staff	28	10	Nil
Technical Staff	04	Nil	04

3.5 Initiatives undertaken towards professional development of the staff:

<i>Faculty / Staff Development Programmes</i>	<i>Number of faculty benefitted</i>	<i>No. of Non-Teaching Staff benefitted</i>
Refresher Courses	01	NA
Staff Training conducted by the Institution	16	06

4 INFRASTRUCTURE AVAILABILITY

4.1 No. of Computers Exclusively for the use of Students: 100

4.2 No. of Books Available in the Library: 20677

4.3 No. of classrooms: 34

4.4 No. of classrooms with ICT facility: 08

4.5 No. of Laboratories: 07

4.6 Sports Infrastructure/ facilities: Indoor Stadium for various games such as Table Tennis, Gatka, Basketball, Gymnasium facility, kabaddi, Badminton etc. and Play Grounds for Athletics, Volleyball, Kabaddi, Football, Basketball

5 STUDENT PROGRESSION

5.1 No. of the Students Placed: 32

5.2 No. of the students cleared competitive exams: 49

5.3 No. of Students benefitted by Govt. Scholarship Schemes: 766

5.4 No. of Students benefitted by Non-Govt. Scholarship Schemes: 203

6. ACHIEVEMENTS OF THE COLLEGE

a) Sports Achievements

Position/ Medal	Level & Name of the Event	Roll No. of the Participant	Name of the Participant
Gold & Silver	Asia cup Bangkok, Taiwan open tournament, Archery	3897	Vikash Rajan
Gold Medal	All India Inter University, Archery	3899	Kuldeep Singh
Gold Medal	Senior National , Tug of War	2883	Jagtar Singh
Bronze	All India Inter University, Archery	3898	Deepak Kumar
Bronze	Youth National , Volleyball	2930	Rajbir Singh
Bronze	Youth National , Volleyball	2932	Gurbir Singh
Participation	Senior National , Volleyball	4610	Ramandeep Singh
Participation	Senior National , Volleyball	2934	Saqlain Tariq
Participation	Senior National , Volleyball	4615	Gurlal Singh
Participation	All India Inter University, Boxing	2348	Ninderjeet kaur
Participation	All India Inter University, Athletics	2935	Amrinder Singh
Participation	Senior National , Athletics	4616	Kulwinder Singh
Participation	All India Inter University, Volleyball	4610	Ramandeep Kaur

Participation	Senior National , Volleyball	4162	Khuspreet kaur
Participation	Youth National , Volleyball	2354	Amanpreet Kaur
Participation	Youth National , Volleyball	2345	Jaspreet Kaur
Participation	All India Inter University, Kabaddi	4609	Mandeep Singh


b) Cultural Achievements

Name of the Item/ Position	Level of Competition	Roll No. of the Participant	Name Of The Participant
FOLK SONG/ First Position	Inter Zonal Youth Festival	412	Amandeep Kaur
BHANGRA/ First Position	Inter Zonal Youth Festival	3711	Amandeep Singh
		3713	Inderdeep Singh
		3868	Gagandeep Singh
		4604	Gurcharan Singh
		3902	Manjinder Singh
		421	Kamapreet Singh
		3869	Gurbinder Singh
		4597	Satnam Singh
		4596	Parminder Singh
		3710	Sahil Dadwal
FOLK ORCHESTRA/ First Position	Inter Zonal Youth Festival	2958	Dilshad Akhtar
		3691	Gurbinder Singh
		3713	Inderdeep Singh
		2770	Sarang Sultan
		4604	Gurcharan Singh
		3868	Gagandeep Singh
		4597	Satnam Singh
		4596	Parminder Singh
FOLK ORCHESTRA/ First Position	Zonal Youth Festival	3710	Sahil Dadwal
		2958	Dilshad Akhtar
		3691	Gurbinder Singh
		3713	Inderdeep Singh
		2770	Sarang Sultan
		4604	Gurcharan Singh
		3868	Gagandeep Singh
		4597	Satnam Singh
		4596	Parminder Singh
		3710	Sahil Dadwal

c) Awards

The college feels honoured to receive “**Pride of Malwa**” Award from the Gram Panchayat of Vill. Bahadurpur, Distt. Sangrur

Submitted By:


Signature of IQAC Co-ordinator

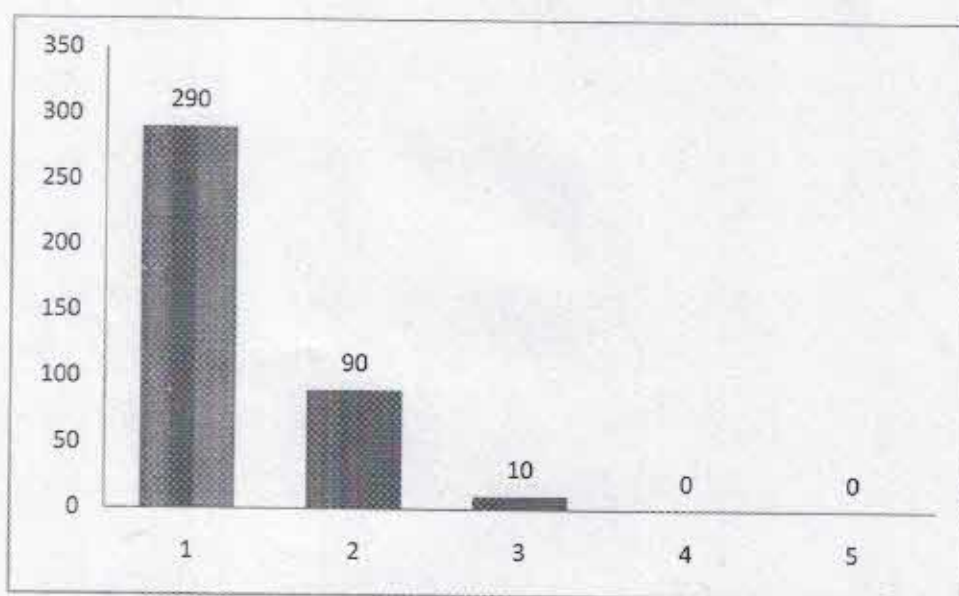

Signature of IQAC Member Secretary

Student's Feedback Report of Session 2015-16 (Odd Sem)

Q.1 How much of the syllabus was taught in class?

- 1) Above 90 %
- 2) 75 to 90%
- 3) 50 to 75%
- 4) 40 to 50%
- 5) less than 40%

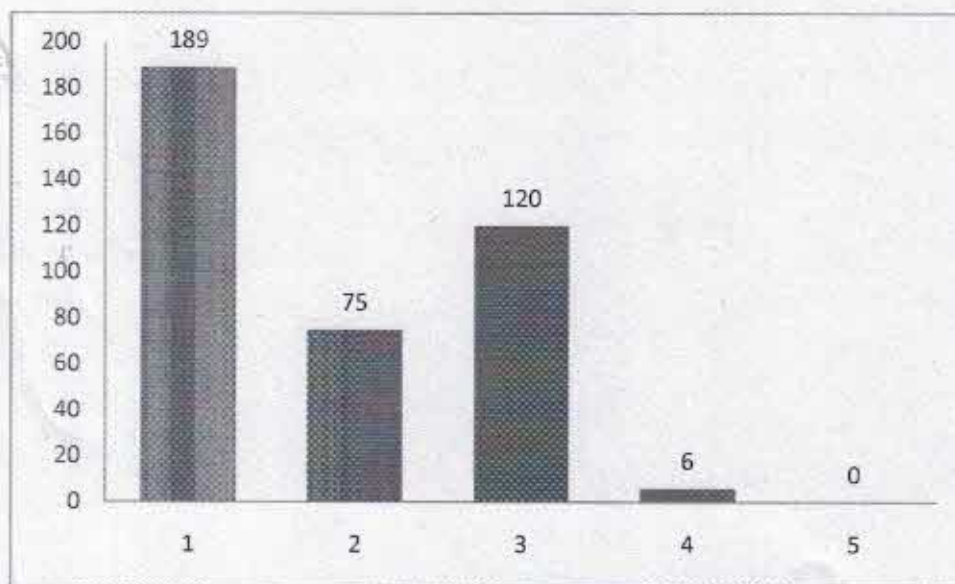
Total 390 students Participated in feedback and the following graph represent response



Q.2 What is your opinion about the library facility in the college?

- 1) Excellent
- 2) Adequate
- 3) Inadequate
- 4) Poor
- 5) Very Poor

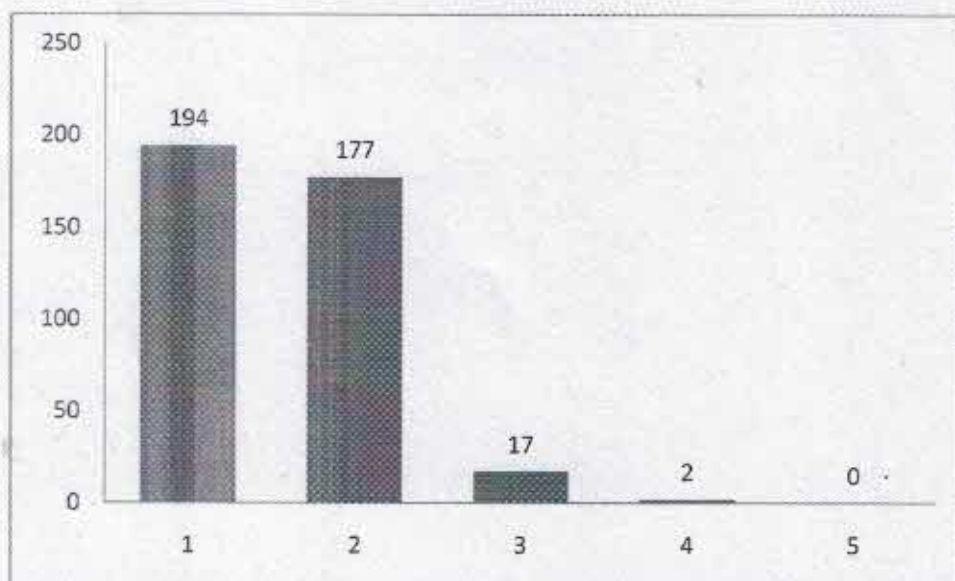
Total 390 students Participated in feedback and the following graph represent response



Q.3 The internal evaluation system as it exists is :

- 1) Very good
- 2) Good
- 3) Average
- 4) Poor
- 5) Very Poor

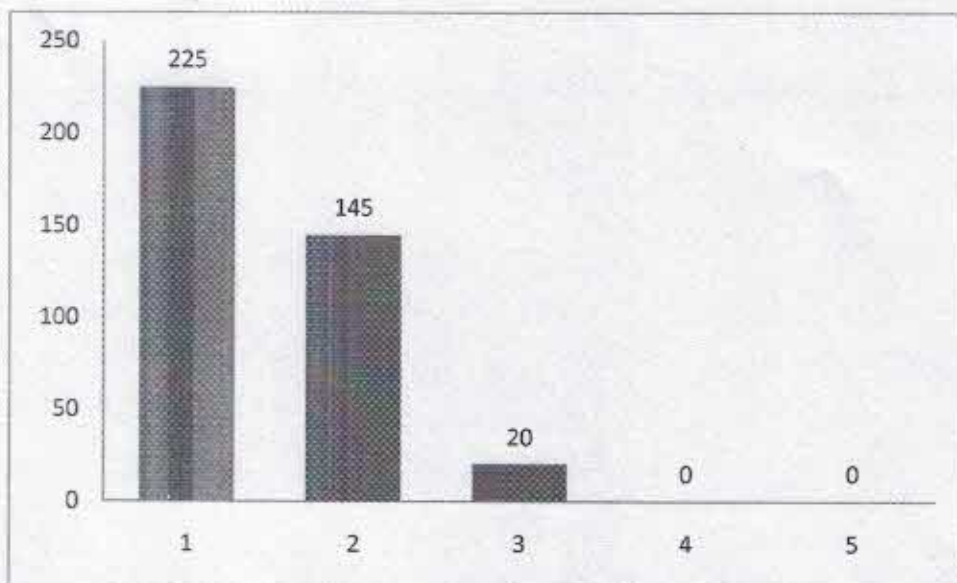
Total 390 students Participated in feedback and the following graph represent response



Q.4 How do you rate the student-teacher relationship in the College as a whole?

- 1) Very good
- 2) Good
- 3) Satisfactory
- 4) Unsatisfactory
- 5) Very Poor

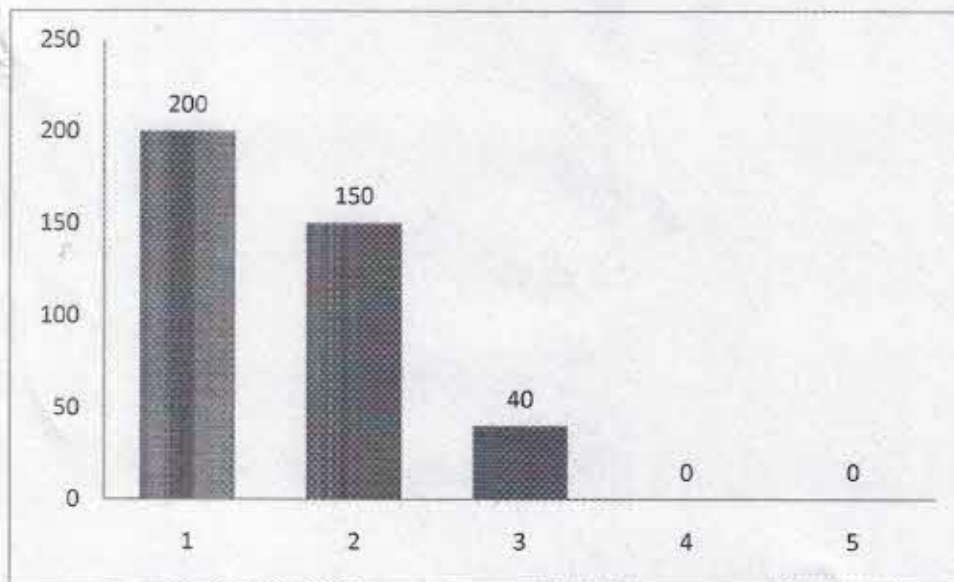
Total 390 students Participated in feedback and the following graph represent response



Q.5 How do you find the administrative offices of the college?

- 1) Very helpful
- 2) Helpful
- 3) Indifferent
- 4) Unhelpful
- 5) Cumbersome

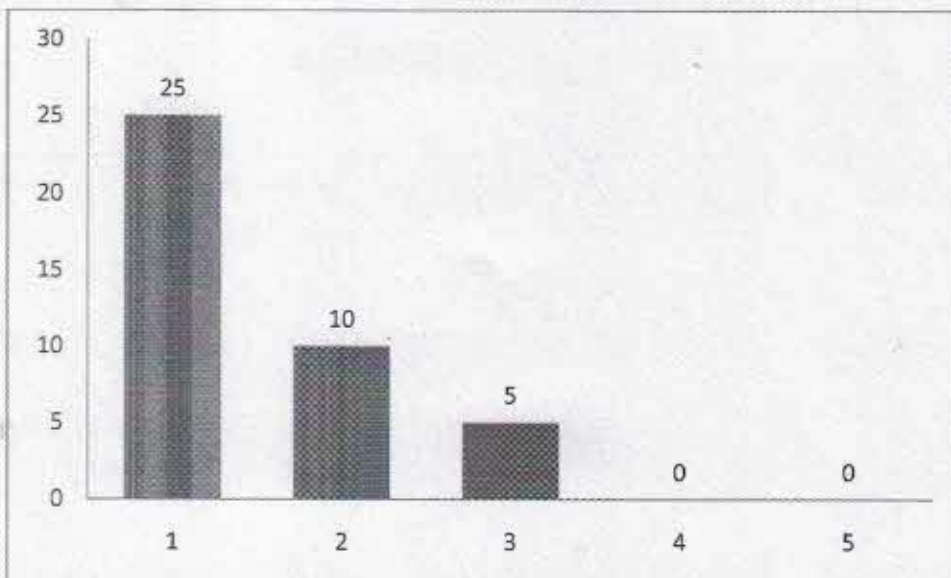
Total 390 students Participated in feedback and the following graph represent response



Q.6 What is your rating on hostel facilities?

- 1) Very good
- 2) Good
- 3) Average
- 4) Poor
- 5) Very Poor

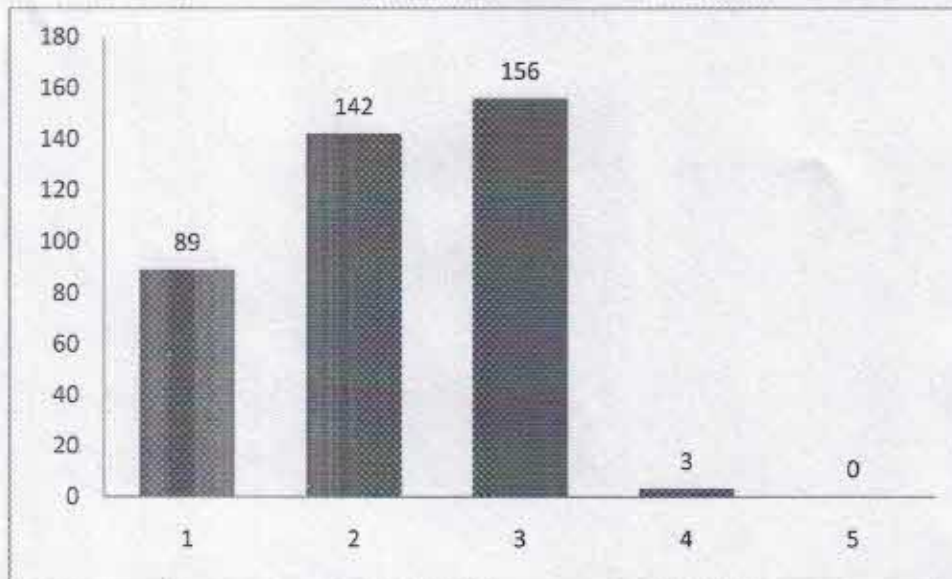
Total 40 students Participated in feedback and the following graph represent response



Q.7 How do you rate the computer facilities available in the college?

- 1) Very good
- 2) Good
- 3) Average
- 4) Poor
- 5) Very Poor

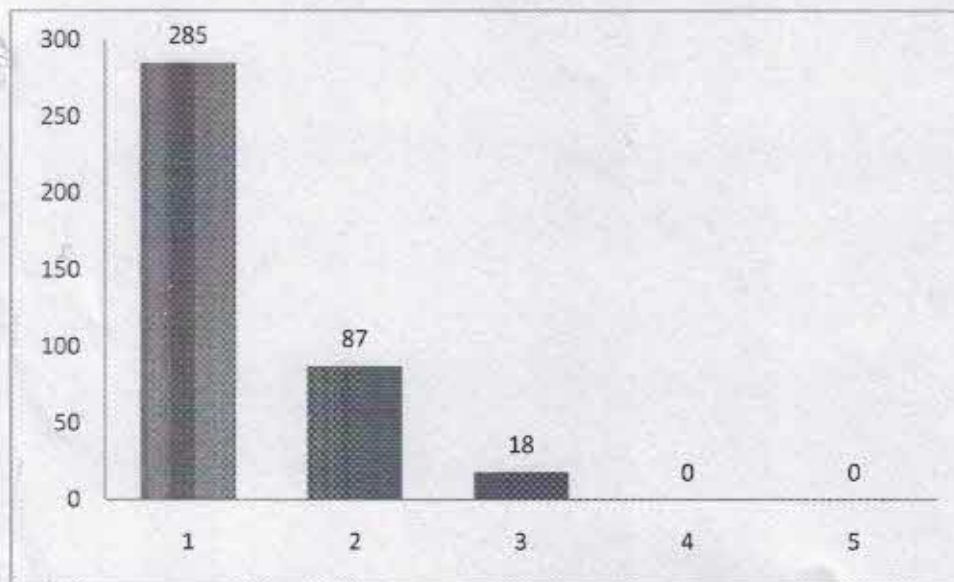
Total 390 students Participated in feedback and the following graph represent response



Q.8 Did you participate in any of the extra curricular activities of the college?

- 1) Very often
- 2) Often
- 3) Sometimes
- 4) Rarely
- 5) Never

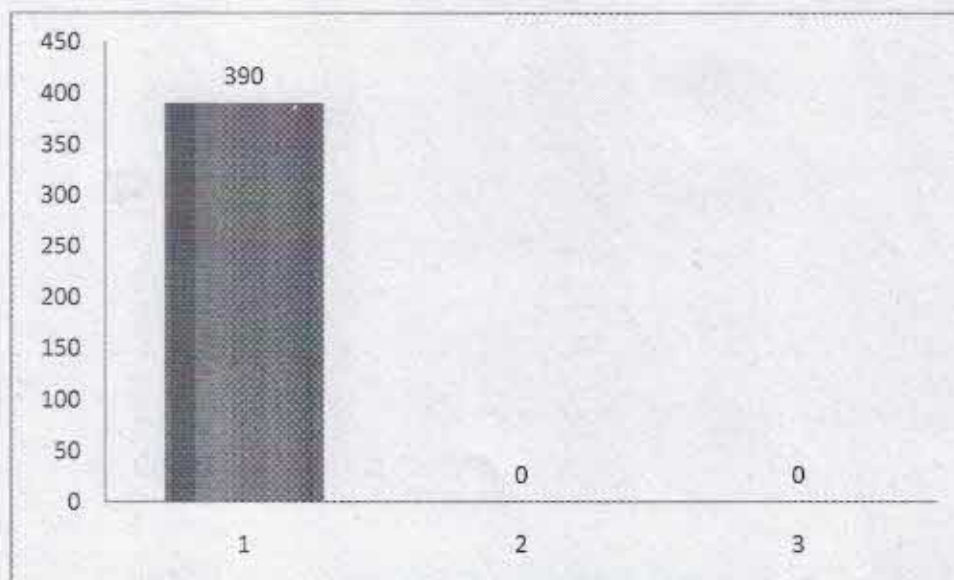
Total 390 students Participated in feedback and the following graph represent response



Q.9 What was the attitude of teachers to extra curricular activities?

- 1) Co-operative
- 2) Indifferent
- 3) Discouraging

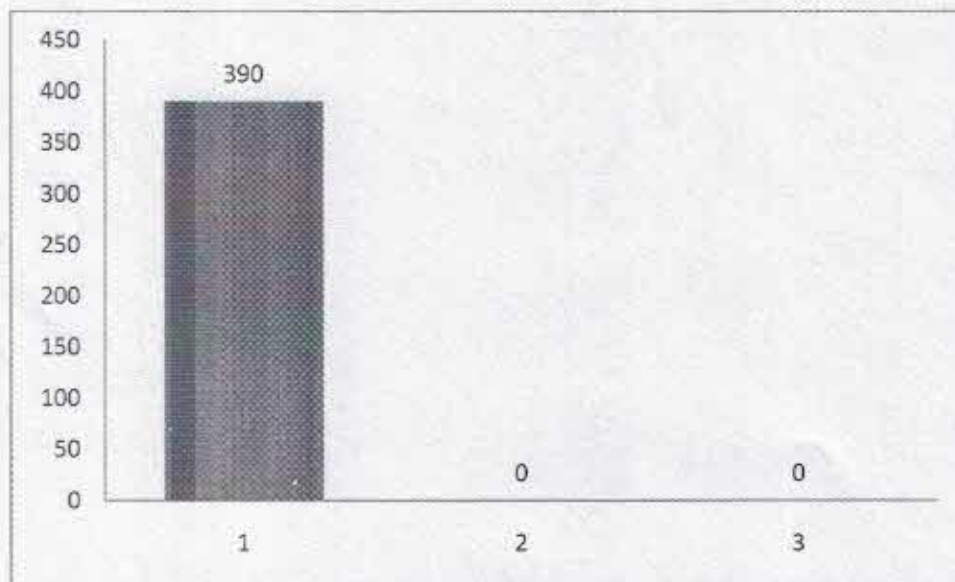
Total 390 students Participated in feedback and the following graph represent response



Q.10 After leaving the Akal Degree College, Mastuana how will you talk about it?

- 1) Proudly
- 2) Indifferently
- 3) Disparagingly

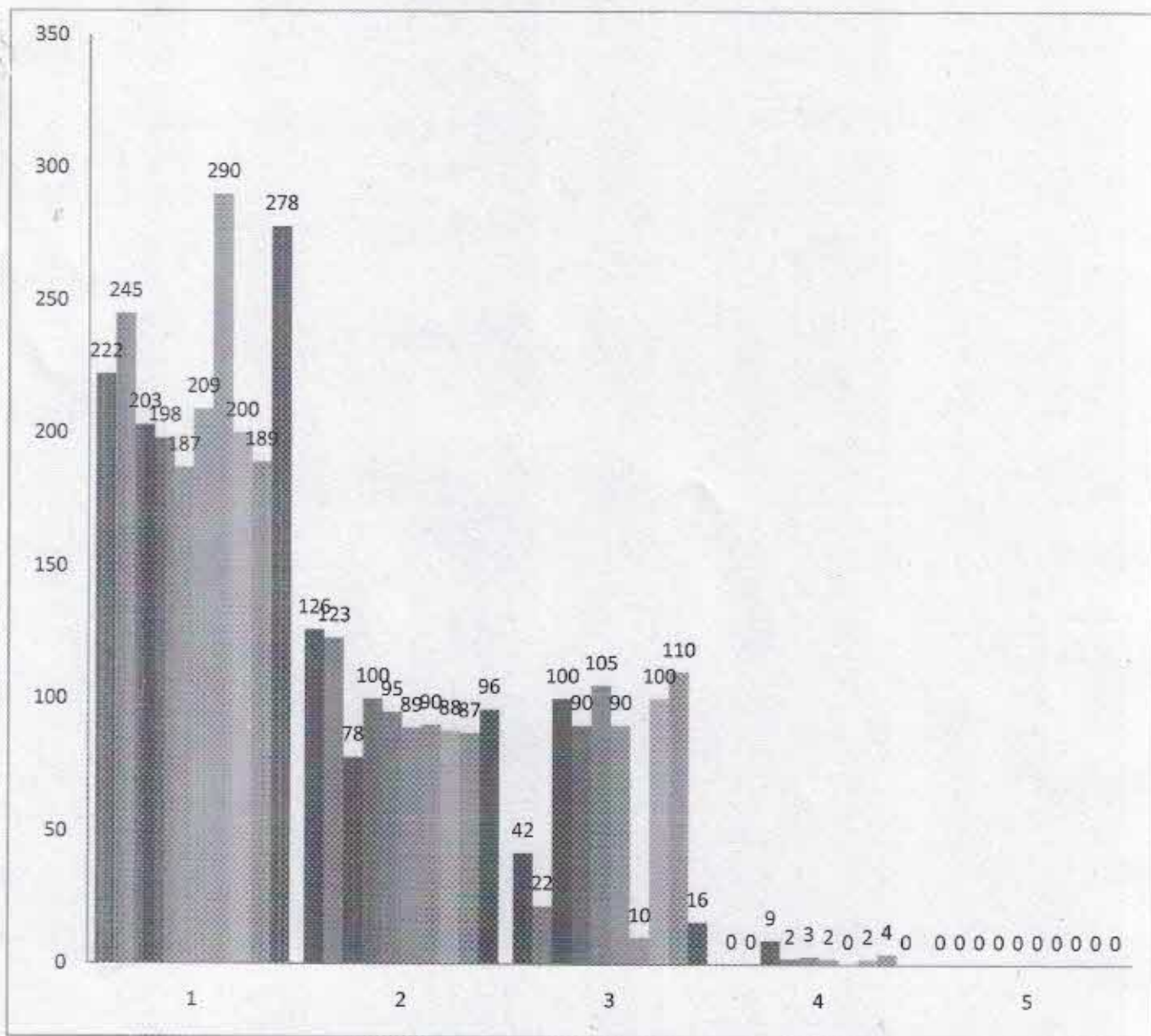
Total 390 students Participated in feedback and the following graph represent response



Q.11 Overall Rating of the Programme

Sl	Item	Very good	Good	Average	Poor	Very Poor
1	Academic Content					
2	Fairness of evaluation					
3	Interaction with faculty					
4	Interaction with administration					
5	Basic Amenities					
6	Barrier Free Environment					
7	Campus Cleanliness					
8	Recreational activities					
9	Cultural Activities					
10	Sports facilities					

Total 390 students Participated in feedback and the following graph represent response

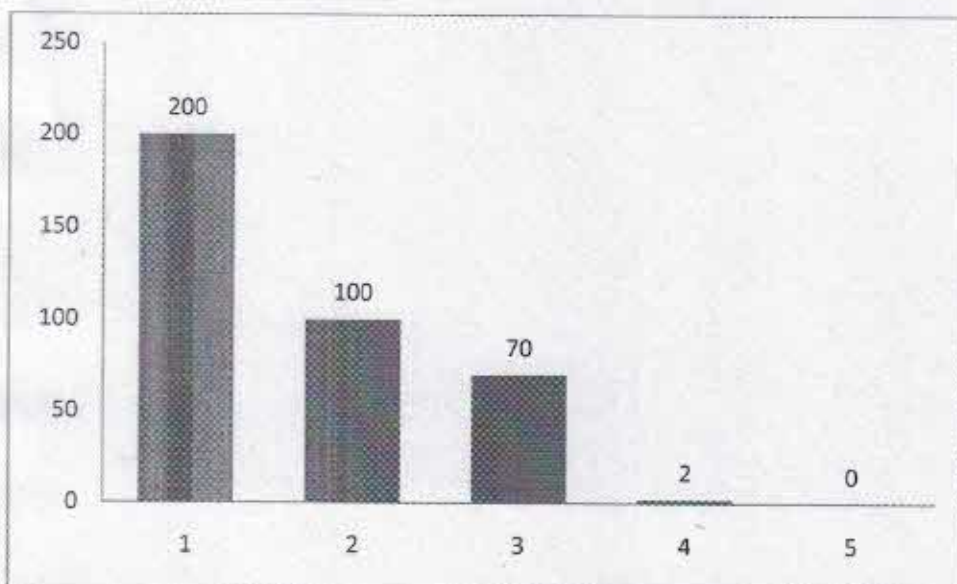


Student's Feedback Report of Session 2015-16 (Even Sem)

Q.1 How much of the syllabus was taught in class?

- 1) Above 90 %
- 2) 75 to 90%
- 3) 50 to 75%
- 4) 40 to 50%
- 5) less than 40%

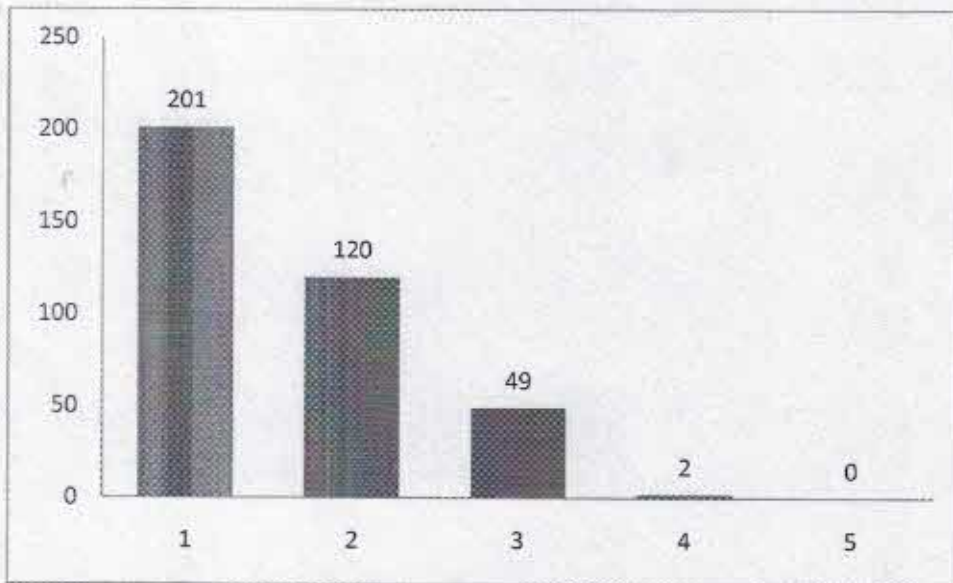
Total 372 students Participated in feedback and the following graph represent response



Q.2 What is your opinion about the library facility in the college?

- 1) Excellent
- 2) Adequate
- 3) Inadequate
- 4) Poor
- 5) Very Poor

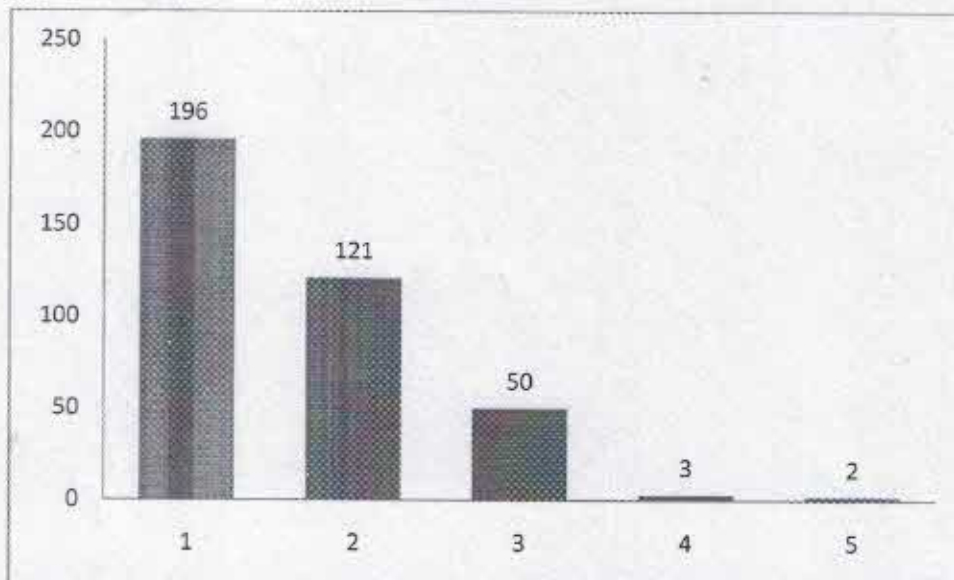
Total 372 students Participated in feedback and the following graph represent response



Q.3 The internal evaluation system as it exists is :

- 1) Very good
- 2) Good
- 3) Average
- 4) Poor
- 5) Very Poor

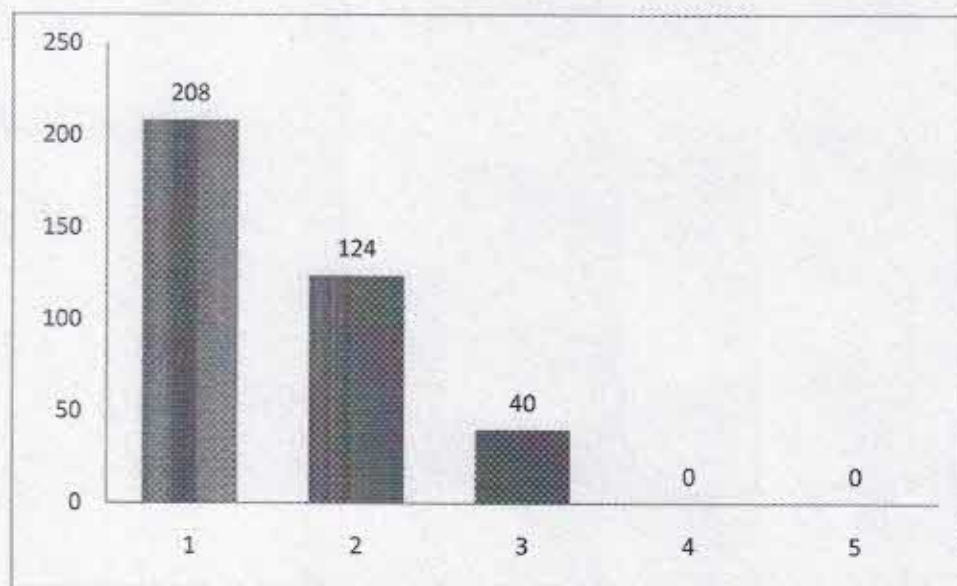
Total 372 students Participated in feedback and the following graph represent response



Q.4 How do you rate the student-teacher relationship in the College as a whole?

- 1) Very good
- 2) Good
- 3) Satisfactory
- 4) Unsatisfactory
- 5) Very Poor

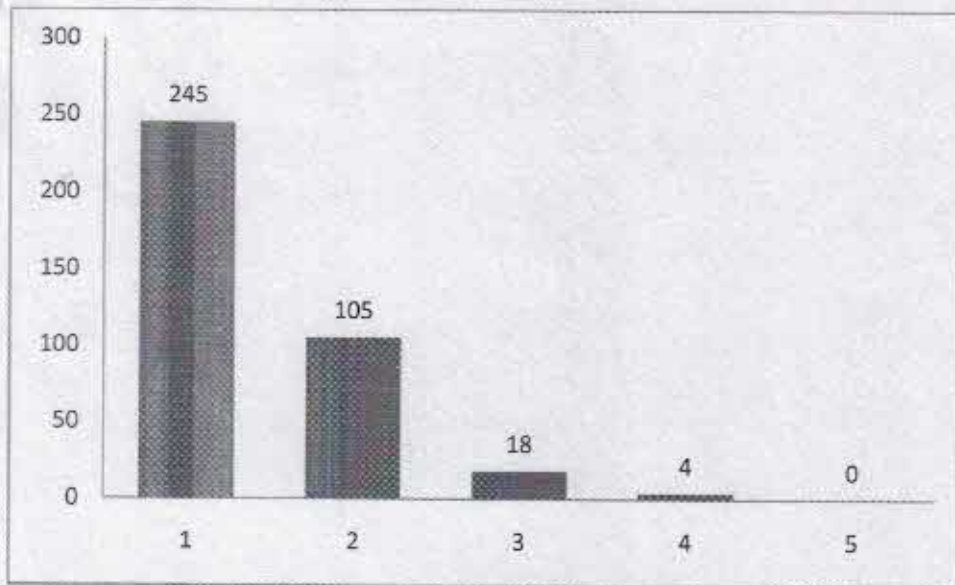
Total 372 students Participated in feedback and the following graph represent response



Q.5 How do you find the administrative offices of the college?

- 1) Very helpful
- 2) Helpful
- 3) Indifferent
- 4) Unhelpful
- 5) Cumbersome

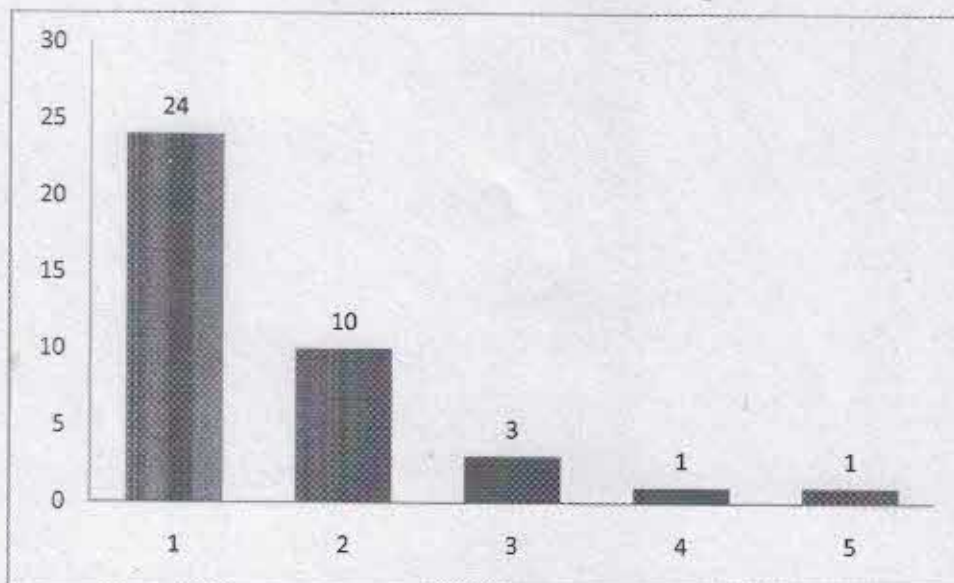
Total 372 students Participated in feedback and the following graph represent response



Q.6 What is your rating on hostel facilities?

- 1) Very good
- 2) Good
- 3) Average
- 4) Poor
- 5) Very Poor

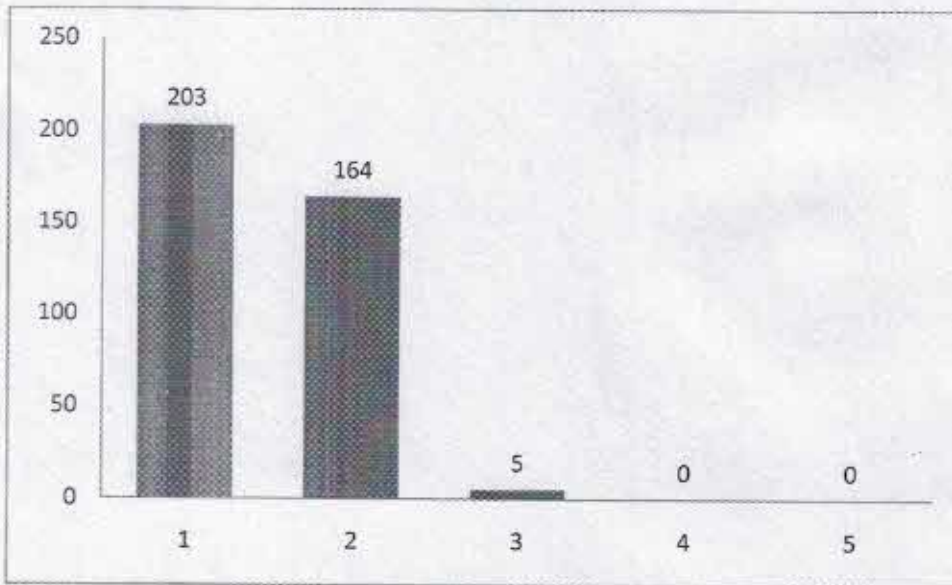
Total 39 students Participated in feedback and the following graph represent response



Q.7 How do you rate the computer facilities available in the college?

- 1) Very good
- 2) Good
- 3) Average
- 4) Poor
- 5) Very Poor

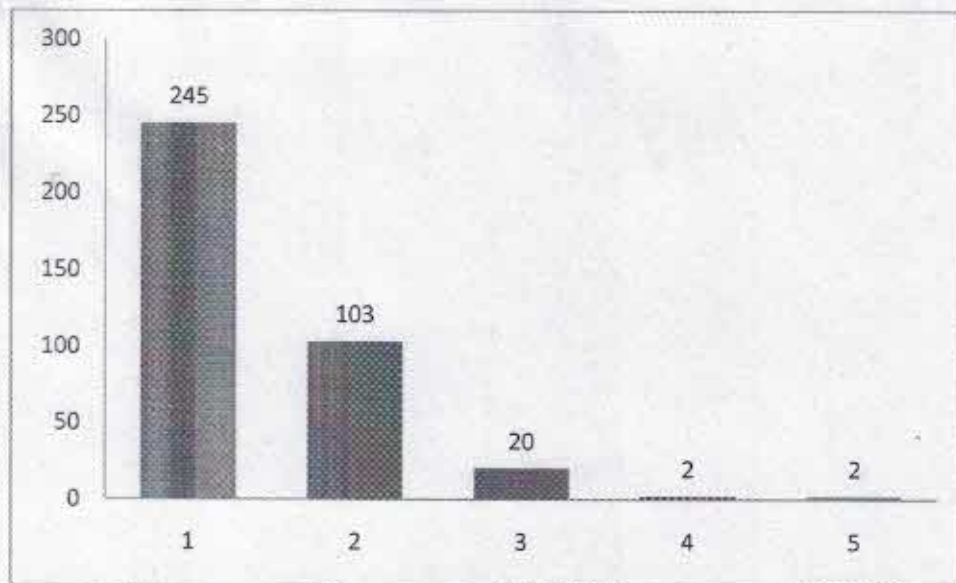
Total 372 students Participated in feedback and the following graph represent response



Q.8 Did you participate in any of the extra curricular activities of the college?

- 1) Very often
- 2) Often
- 3) Sometimes
- 4) Rarely
- 5) Never

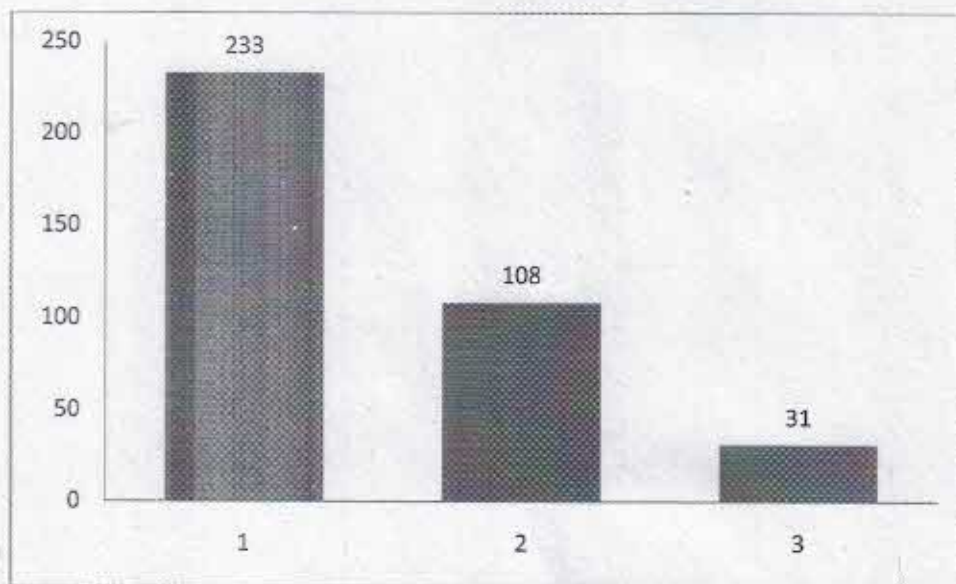
Total 372 students Participated in feedback and the following graph represent response



Q.9 What was the attitude of teachers to extra curricular activities?

- 1) Co-operative
- 2) Indifferent
- 3) Discouraging

Total 372 students Participated in feedback and the following graph represent response

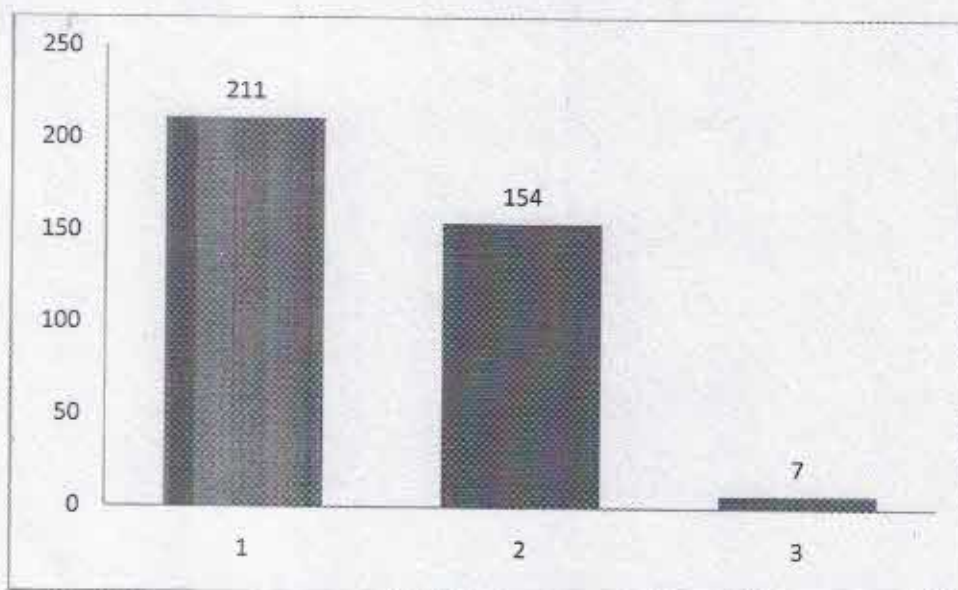


Q.10 After leaving the Akal Degree College, Mastuana how will you talk about it?

- 1) Proudly
- 2) Indifferently

3) Disparagingly

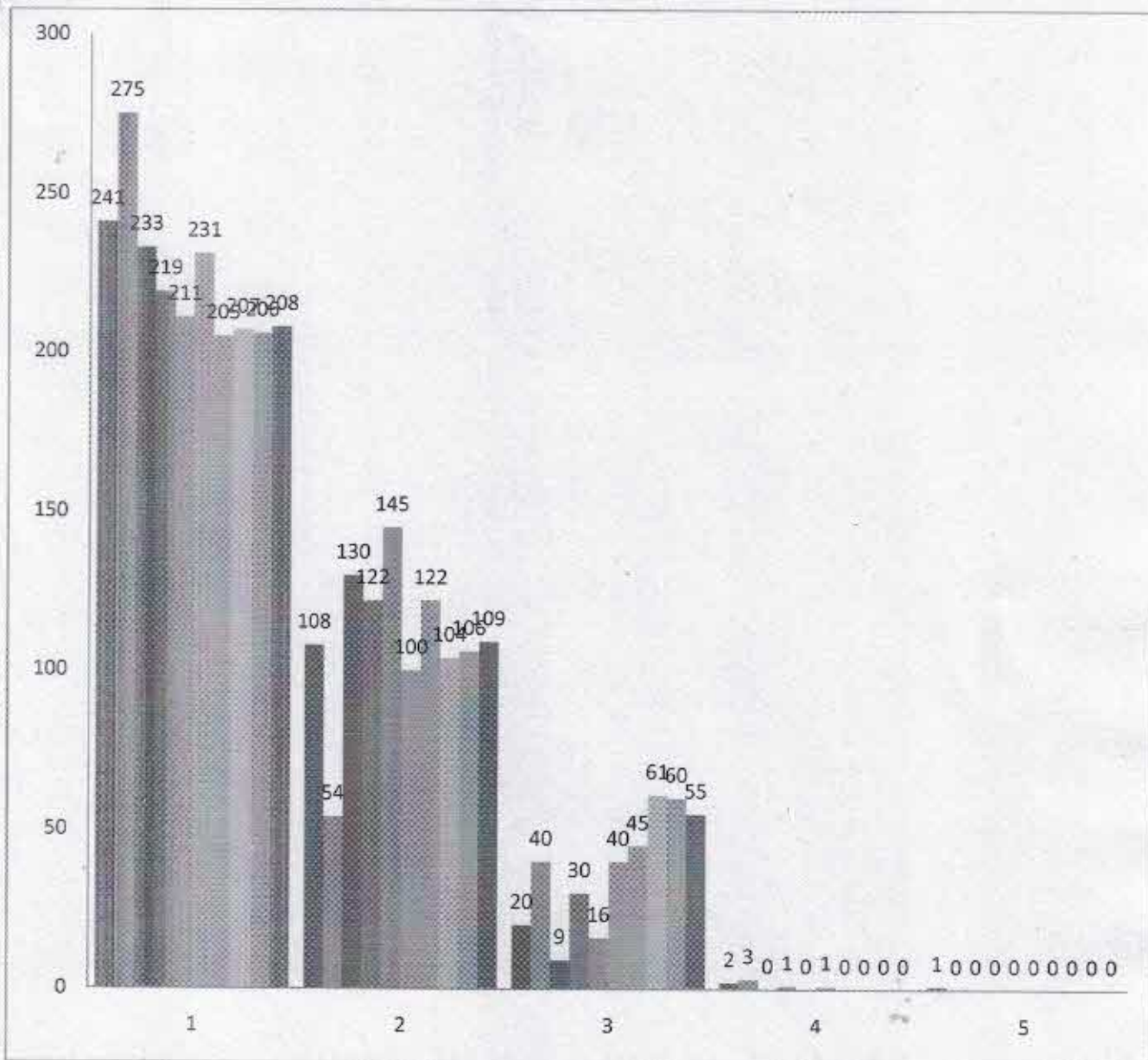
Total 372 students Participated in feedback and the following graph represent response



Q.11 Overall Rating of the Programme

SI	Item	Very good	Good	Average	Poor	Very Poor
1	Academic Content					
2	Fairness of evaluation					
3	Interaction with faculty					
4	Interaction with administration					
5	Basic Amenities					
6	Barrier Free Environment					
7	Campus Cleanliness					
8	Recreational activities					
9	Cultural Activities					
10	Sports facilities					

Total 372 students Participated in feedback and the following graph represent response



SS Dana

આપડે રીડી અને અગત્યની રાખવાની જરૂર
મુશ્કેલીમાંથી રક્ષા કરી શકાય છે।

Darshan Kary

ANNUAL REPORT OF

IQAC

CUM

AQAR

FOR

SESSION 2016-17

Submitted On 02-05-2017 (Tuesday)

1. INTRODUCTION

Akal Degree College, Mastuana- a co-educational institution is a centre of learning and imparting higher education since 1968 to the rural students of the Malwa belt of Punjab. It is situated on the holy land amidst bliss of nature far away from the bustle of city life. The institution has ushered under the aegis of Akal College Trust, Gursagar Mastuana, which is formed to support and manage the rich legacy of Sant Attar Singh ji, a philanthrope and visionary educationist. In 1923, Akal Degree College, a brainchild of Sant Attar Singh, was a premier institution for providing courses in agriculture to the rural students of the region. The college was restructured in 1968 and undergraduate courses were started in humanities and sciences. One of its founding members was an eminent educationist of the time namely Sant Teja Singh who educated from Harvard University, (A.M in 1911) U.S.A. The seed of the education sowed by Sant Attar Singh Ji has now flourished into a number of educational institutions dedicated to the task of providing mainstream education with a touch of religious and moral education. There are nine sister institutions which have become a chosen destination for the students to pursue higher education. Over the years the institution has progressed and developed to meet the changing needs in the field of education and teaching learning methodology Since 1968, the college has been affiliated to the Punjabi University, Patiala. The institution provides diverse courses in B.A, B.Com, BSc (Medical & Non-Medical), BBA,BCA, PGDCA, MSc (IT) and other Add-on Courses. Subjects like Drug Abuse-Problem, Prevention and Management, Environment Study and Road Safety Awareness are taught in Semester 2nd and 4th respectively. To improve and enhance the communication skills of the students, the institute has been running an Add on Course in Spoken English since 2009. The college has successfully started the a PG course M.A in Punjabi in the session 2016-17 so as fulfill the demand of the students of the region. The College endeavors to keep devoted to the stupendous task of propagating educational practices to its students to help them carve their future and fulfill their aim.

2. COLLEGE IQAC

2.1 Composition Of Internal Quality Assurance Cell (IQAC)

S.No	Appointment	Name of the Person
1	Chairperson	Dr. Darshan Kaur, Asso. Prof
2	Co-ordinator	Mr. Surmukh Singh Dhanoa, Asstt. Prof.
3	Members	Mr. Harmandar Singh, Asso. Prof.
		Dr. Jagdeep Kaur, Asso. Prof.
		Dr. Sarika Jain, Asso. Prof.

		Dr. Nirp Jeet Singh, Asso. Prof.
		Mr. Joginder Singh, Asstt. Prof.
		Mr. Manpreet Singh Gill, Asstt. Prof.
		Mr. Rakesh Jain, Asstt. Prof.
4	Member Secretary	Mr. Amrinder Singh, Asstt. Prof.
5	Administrative Officers	Mr. Surinderpal Singh (Office Supdt.) Mr. Hardev Singh
6	Management Member	Mr. Jaswant Singh Khaira (Secretary, Managing Comm.)
7	Nominee from Local Society	Dr. Jasbir Aulakh (Alumni) Mr. Ravinder Kumar (Student of B.A-3 rd Year, 1931) Ms. Shruti (Student of B.A-2 nd Year, 1010)
8	Nominee from Employer/ Industry	Dr. (Capt.)Bhupinder Singh Punia Mr. Ghanshyam Kansal (Industrialist)
9	Nominee from Pbi Uni, Pta	Dr. Shivani Thakkar (Deptt. of English, Punjabi University, Patiala)

Note:- After the retirement of Dr. Onkar Singh (Chairperson IQAC), Dr. Darshan Kaur was appointed as officiating Principal cum chairperson of the IQAC. In addition to this Mr. Rakesh Jain, Ho.D.D Commerce was also nominated as a member of IQAC for the session 2016-17.

2.2 Significant Activities and contributions made by IQAC

Audit on 3 major areas to monitor and ensure the quality of Students' Activities, Department Activities and Staff Members for periodic assessment of committees for a timely, efficient and progressive performance of academic, administrative and financial tasks. The IQAC Cell of the Strengthened the campus placement process through Industry Institution Partnership Cell. Students are motivated to do their projects in industry.

Following list of Events were conducted as proposed and passed in the meetings of IQAC:

S. No	Name of the Activity	To be Conducted in	Duration of the Activity
1	Administrative & Academic Audit	July, 16	5 days
2	Independence Day Celebration	August, 16	1 day
3	Talent Hunt		1 day
4	Path on The Commencement of New Session	September, 16	1 day
5	Teachers' Day Celebration		1 day
6	Hindi Diwas Celebration		1 day
7	SWEEP Programme for Awareness among young Voters		1 day
8	PDP For Teaching Staff		1 day

9	Voters' Awareness Drive		8 days
10	Lecture on Feminism		1 day
11	Quiz & Poster Making Competition on Environment & Road Safety	October, 16	8 days
12	Conducting House Exam		1 day
13	Feedback Collection from Students	November, 16	3 days
14	Feedback Analysis	December, 16	3 days
15	Lohri Celebration	January, 17	1 day
16	Voter's Day Celebration		1 day
17	Republic Day Celebration		1 day
18	NSS Camp		7 days
19	PDP for Non-Teaching Staff	February, 17	1 day
20	NSS Programme		1 day
21	Extension Lecture on Women Empowerment & Social Issues		1 day
22	Extension Lecture on Personality Development		1 day
23	Incarnation Commemoration Day Celebration of Guru Har Rai Sahib Ji (7 th Sikh Guru)	March, 17	1 day
24	Annual Athletics Meet		1 day
25	Seminar On Preparation for Civil Services		1 day
26	Awareness Rally Against Drugs Menace & Social Issues		
27	Conducting House Exams	April, 16	8 days
28	PDP for Non-Teaching		1 day
29	Feedback Collection From Students	May, 17	3 days
30	Feedback Analysis		3 days

2.3 Plan of Action by IQAC/Outcome

The plan of action chalked out by the IQAC in the beginning of the year towards quality enhancement and the outcome achieved by the end of the Academic Session 2016-17.

Plan of Action	Achievements
To conduct Internal IQAC Audit and Internal Academic Audit for all the departments and other Cells and Clubs for the effective functioning.	Systematic examination of a quality system was carried out for all departments by IQAC.
To start new PG courses	Successfully achieved the objective to start new PG course in Arts i.e., M.A (Punjabi)
To increase the no. of ICT enabled classrooms and to motivate the teachers to use ICT tools for effective teaching	Two more classrooms in this session were made equipped with ICT facilities.

Feedback Collection	Feedback was collected twice in the Session in which 889 students participated (Feedback Report Attached)
To start a new Value added course on Community Services	In Collaboration with the NSS department a new value Added Course named “ Community Services ” was started in the session.

3. TEACHING-LEARNING PROCESS

3.1 Details of the Students Admitted in each Course

a) For Regular Courses

Name of the Course	No. of Seats	No. of Students Admitted
B.A	700	291
B.Sc (Med, Non-Med & Non-Med with Comp. Sci.)	150	61
B.Com	60	50
B.B.A	50	12
B.C.A	50	39
P.G.D.C.A	35	19
M.Sc (IT)	30	19
M.A (Punjabi)	30	19

b) For Add-On Courses

i) No. of Students enrolled in Add-On Courses: 64

ii) No. of Students enrolled in value Added Courses: 120

3.2 Details of the Teaching Faculty

a) No. of Regular Teaching Staff Members

No. of Posts Sanctioned By DPI	Recruited	No. Posts Sanctioned by Mgt.	Recruited
22	13	14	14

b) No. of Staff Members with Ph.D

No. of Associate Professors with Ph.D	No. of Assistant Professors with Ph.D
06	04

c) No. of Temporary/ Adhoc Staff Members: 23

d) No. of Faculty published Papers in Intl./ National Journals/ conferences/ Seminar/ edited chapters in the books/ written books/ participated in Workshop/symposia:

	Paper Publication Intl. / National Journals	Edited Chapters in a Book/Published Books/ Participated in a Conference
No. of Faculty	8	8

3.3 Details Non-Teaching Staff

Category	Number of Permanent Employees	Number of Vacant Positions	Number of permanent positions filled during the Year
Administrative Staff	30	10	02
Technical Staff	04	Nil	Nil

3.5 Initiatives undertaken towards professional development of the staff:

<i>Faculty / Staff Development Programmes</i>	<i>Number of faculty benefitted</i>	<i>No. of Non-Teaching Staff benefitted</i>
Refresher Courses	Nil	NA
Staff Training conducted by the Institution	25	12

4 INFRASTRUCTURE AVAILABILITY

4.1 No. of Computers Exclusively for the use of Students: 100

4.2 No. of Books Available in the Library: 20803

4.3 No. of classrooms: 34

4.4 No. of classrooms with ICT facility: 10

4.5 No. of Laboratories: 07

4.6 Sports Infrastructure/ facilities: Indoor Stadium for various games such as Table Tennis, Gatka, Basketball, Gymnasium facility, kabaddi, Badminton etc. and Play Grounds for Athletics, Volleyball, Kabaddi, Football, Basketball

5 STUDENT PROGRESSION

5.1 No. of the Students Placed: 13

- 5.2 No. of the students cleared competitive exams:52
- 5.3 No. of Students benefitted by Govt. Scholarship Schemes: 486
- 5.4 No. of Students benefitted by Non-Govt. Scholarship Schemes: 212

6. ACHIEVEMENTS OF THE COLLEGE

a) Sports Achievements

Position/ Medal	Level & Name of the Event	Roll No. of Participant	Name of The Participant
Participation	World University Participation, Archery	2050	Vikash Rajan
Gold Medal	Youth National Championship, Volleyball	1373	Rajvir Singh
Participation	Senior National Championship, Boxing	1962	Ramandeep Singh
Participation	Senior National Championship, Volleyball	1371	Saqlain Tarik
Participation	All India Inter University, Volleyball	508	Ranjeet Singh
Participation	All India Inter University, Boxing	1059	Narinder Kaur
Participation	All India Inter University, Boxing	1058	Haramandeep K
Participation	World University Participation, Archery	2050	Vikash Rajan

b) Cultural Achievements

Item /Position	Level of Competition	Roll No. of Participant	Name of The Participant
FOLK ORCHESTRA/ First Position	Zonal Youth Festival	5015	Tanveer Singh
		489	Sherry
		1930	Gagandeep Singh
		2013	Sahil Dadwal
		2014	Jasvir Isngh
		2016	Amandeep Singh
		4016	Amnish Kumar
		1344	Dilshad Akhtar
		461	Dhrampal Singh
BHANGRA/ Second Position	Zonal Youth Festival	5015	Tanvir Isngh
		1930	Gagandeep Singh
		1869	Inderdeep Singh
		2013	Sahil Dadwal
		2016	Amandeep Singh
		2015	Manjinderjit Singh
		453	Gagandeep Singh
		2049	Gurbinder Singh
		383	Amaritpal Singh
		426	Manpreet Singh
CLASSICAL VOCAL/First Position	Zonal Youth Festival	4016	Kuldeep Singh
FOLK SONG / Third Position	Zonal Youth Festival	5014	Amandeep Singh
GORUP SHABAD/	Zonal Youth Festival	4010	Kuldeep Singh

First Position		460	Sarang Sultan
		1821	Bakhshish Singh
		1344	Dilshad Akhtar
		1231	Sukhwinder Singh
		399	Rajdeep Singh
FOLK ORCHESTRA / First Position	Inter Zonal Youth Festival	5015	Tanveer Singh
		489	Sherry
		1930	Gagandeep Singh
		2013	Sahil Dadwal
		2014	Jasvir Isngh
		2016	Amandeep Singh
		4016	Amnish Kumar
		1344	Dilshad Akhtar
		461	Dharampal Singh
BHNGRA/ Third Position	Inter Zonal Youth Festival	5015	Tanvir Isngh
		1930	Gagandeep Singh
		1869	Inderdeep Singh
		2013	Sahil Dadwal
		2016	Amandeep Singh
		2015	Manjinderjit Singh
		453	Gagandeep Singh
		2049	Gurbinder Singh
		383	Amaritpal Singh
		426	Manpreet Singh
FOLK ORCHESTRA / First Position	Punjab State INTER UNI. YOUTH FESTIVAL	5015	Tanveer Singh
		489	Sherry
		1930	Gagandeep Singh
		2013	Sahil Dadwal
		2014	Jasvir Isngh
		2016	Amandeep Singh
		4016	Amnish Kumar
		1344	Dilshad Akhtar
		461	Dharampal Singh

c) Awards

The college feels honoured to receive “**Umang**” Award from the Gram Panchayat of Vill. Badrukhan, Distt. Sangrur

Submitted By:


Signature of IQAC Co-ordinator

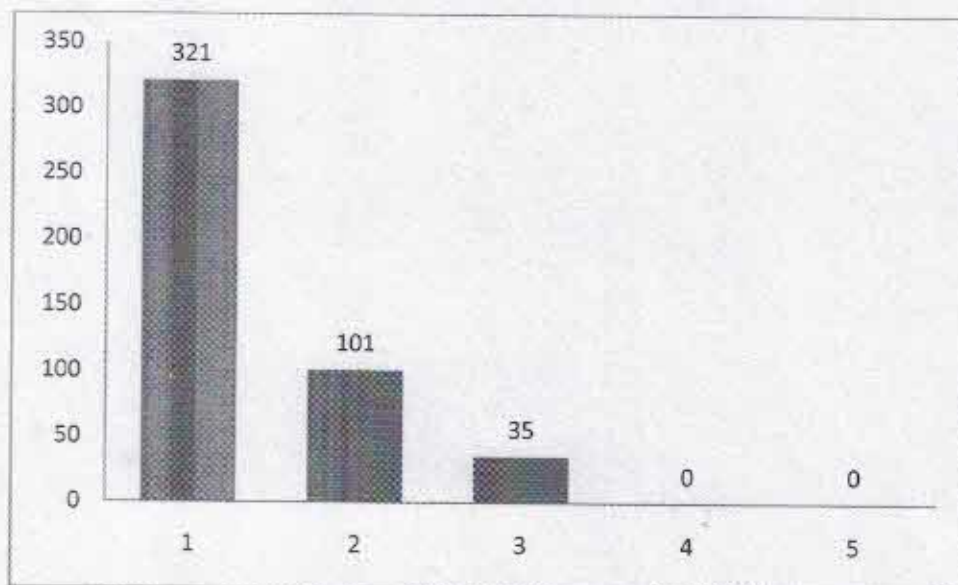

Signature of IQAC Member Secretary

Student's Feedback Report of Session 2016-17 (Even Sem)

Q.1 How much of the syllabus was taught in class?

- 1) Above 90 %
- 2) 75 to 90%
- 3) 50 to 75%
- 4) 40 to 50%
- 5) less than 40%

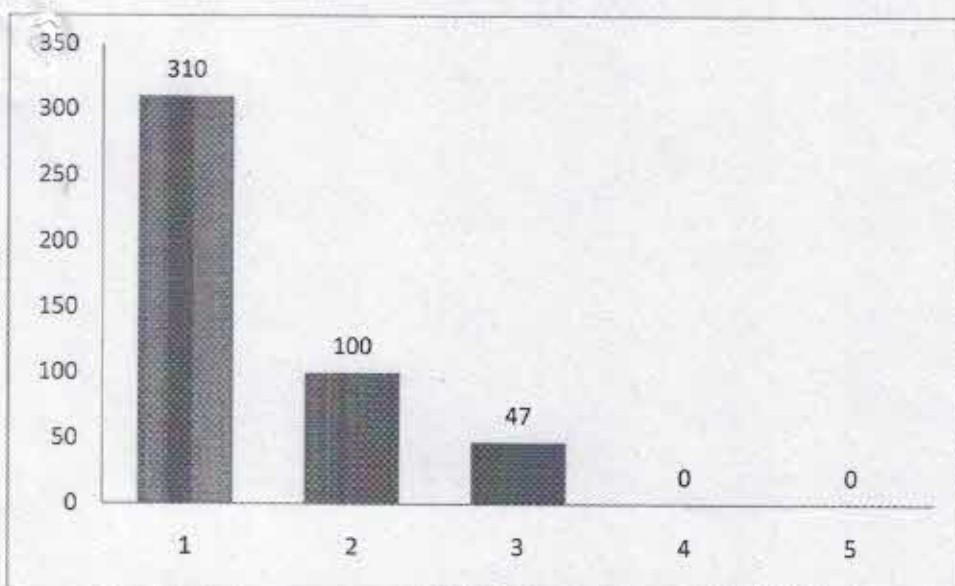
Total 457 students Participated in feedback and the following graph represent response



Q.2 What is your opinion about the library facility in the college?

- 1) Excellent
- 2) Adequate
- 3) Inadequate
- 4) Poor
- 5) Very Poor

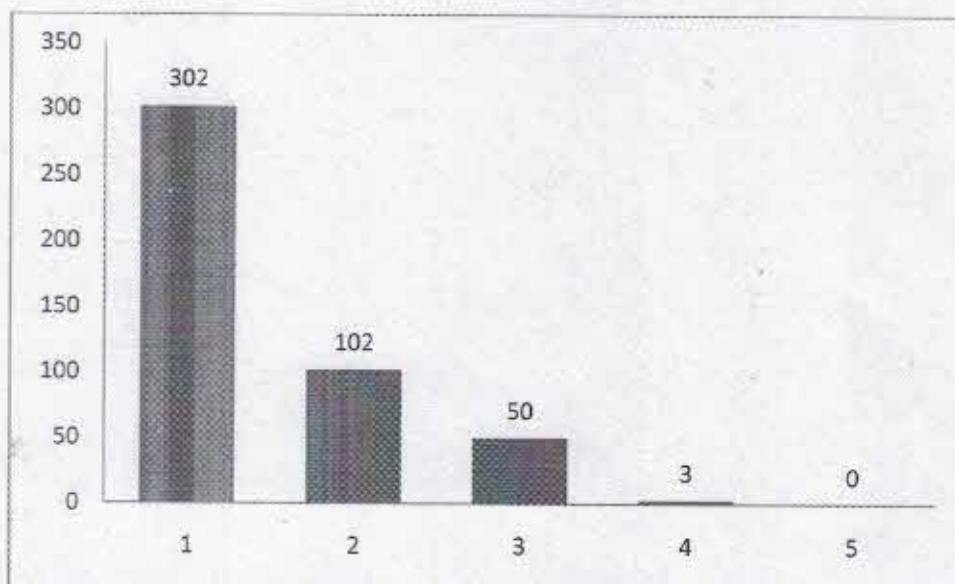
Total 457 students Participated in feedback and the following graph represent response



Q.3 The internal evaluation system as it exists is:

- 1) Very good
- 2) Good
- 3) Average
- 4) Poor
- 5) Very Poor

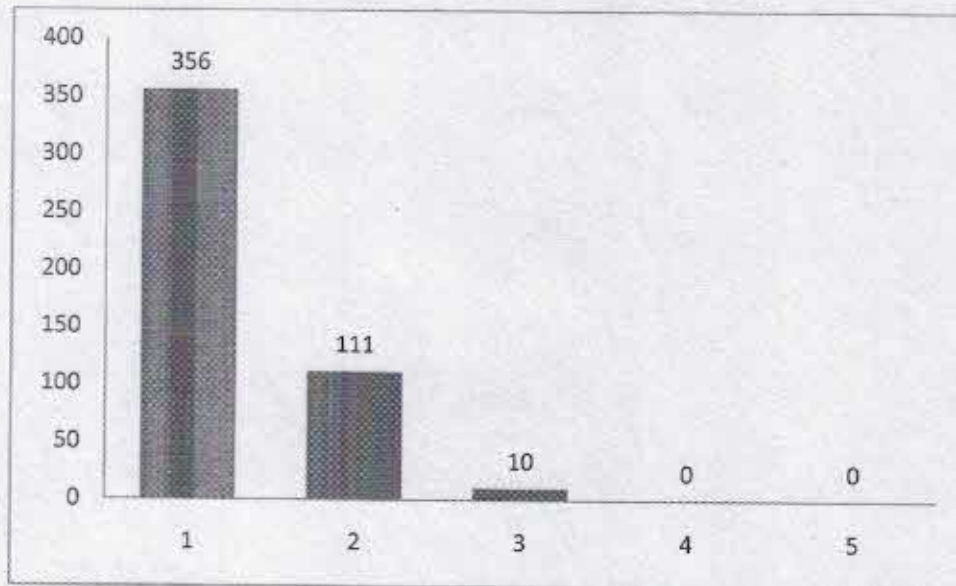
Total 457 students Participated in feedback and the following graph represent response



Q.4 How do you rate the student-teacher relationship in the College as a whole?

- 1) Very good
- 2) Good
- 3) Satisfactory
- 4) Unsatisfactory
- 5) Very Poor

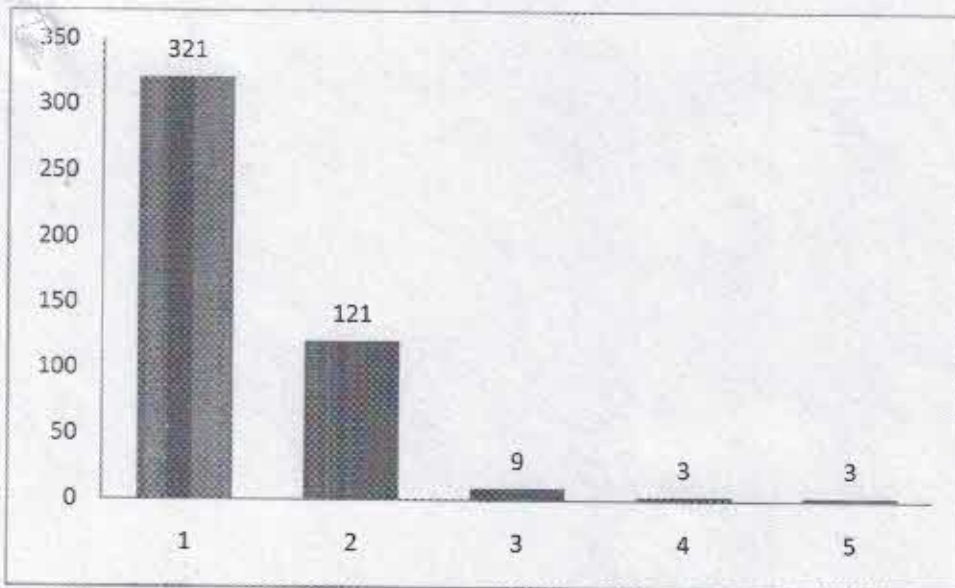
Total 457 students Participated in feedback and the following graph represent response



Q.5 How do you find the administrative offices of the college?

- 1) Very helpful
- 2) Helpful
- 3) Indifferent
- 4) Unhelpful
- 5) Cumbersome

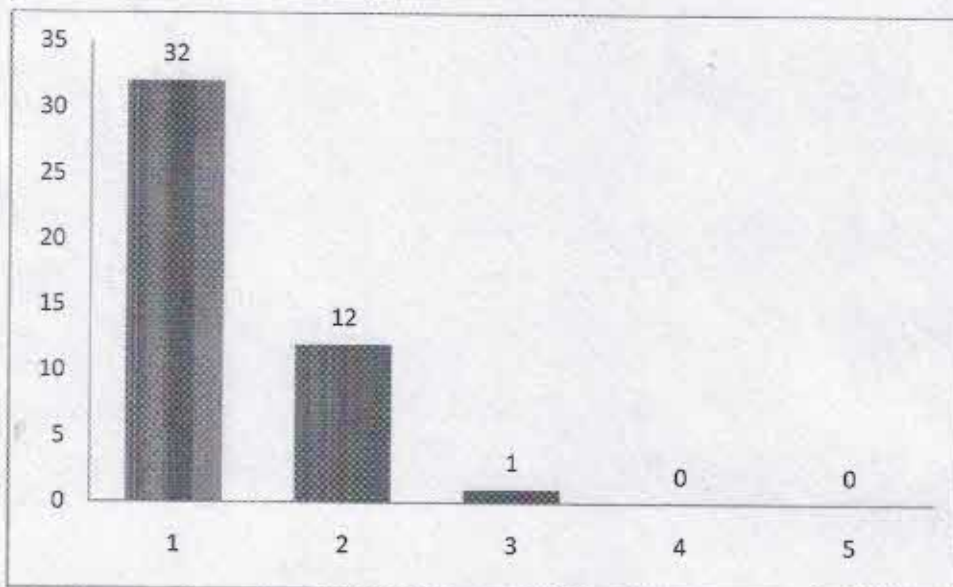
Total 457 students Participated in feedback and the following graph represent response



Q.6 What is your rating on hostel facilities?

- 1) Very good
- 2) Good
- 3) Average
- 4) Poor
- 5) Very Poor

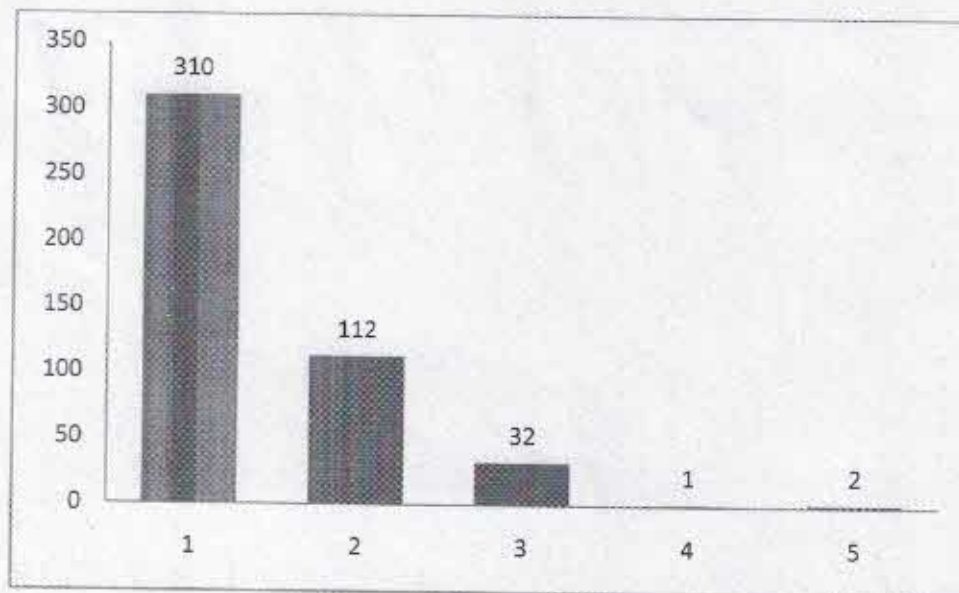
Total 45 students Participated in feedback and the following graph represent response



Q.7 How do you rate the computer facilities available in the college?

- 1) Very good
- 2) Good
- 3) Average
- 4) Poor
- 5) Very Poor

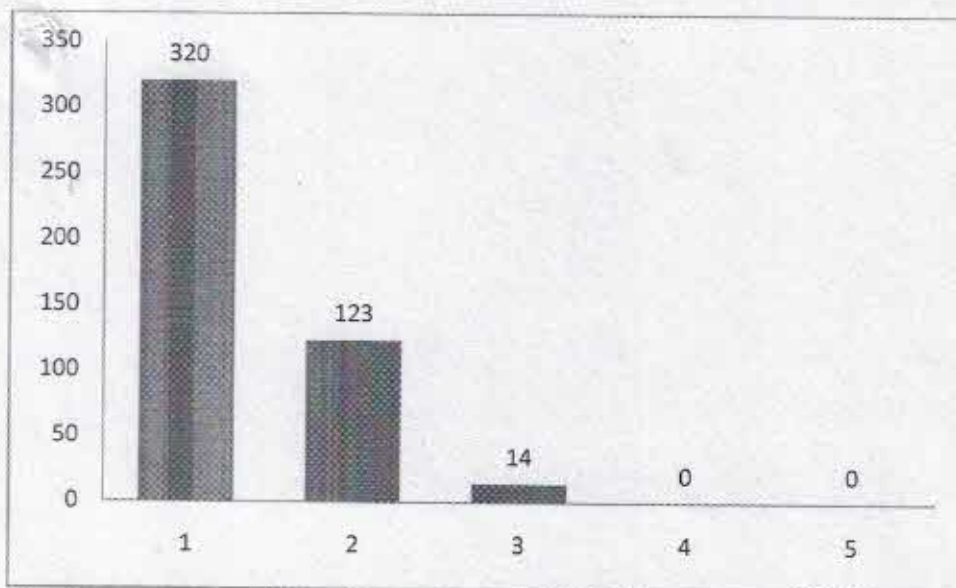
Total 457 students Participated in feedback and the following graph represent response



Q.8 Did you participate in any of the extra curricular activities of the college?

- 1) Very often
- 2) Often
- 3) Sometimes
- 4) Rarely
- 5) Never

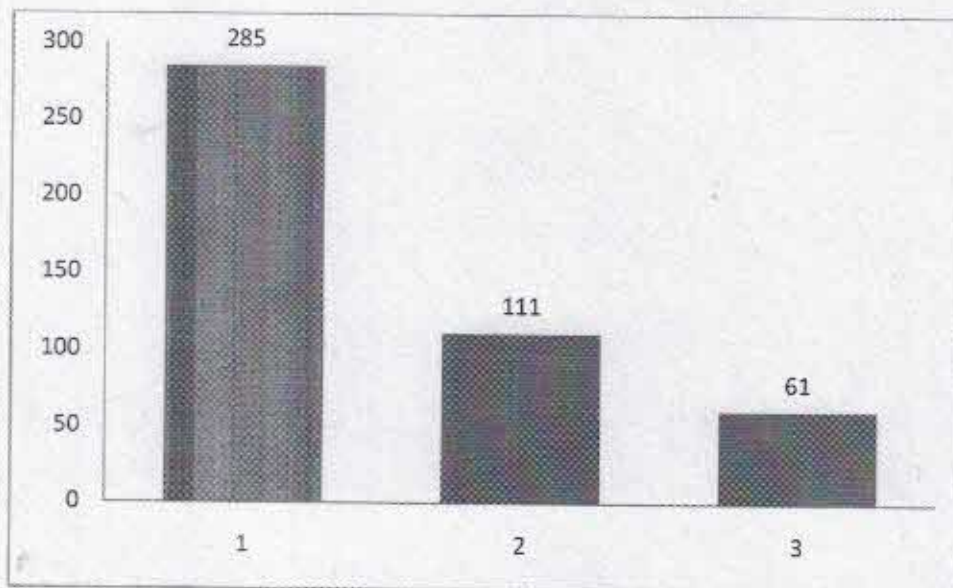
Total 457 students Participated in feedback and the following graph represent response



Q.9 What was the attitude of teachers to extra curricular activities?

- 1) Co-operative
- 2) Indifferent
- 3) Discouraging

Total 457 students Participated in feedback and the following graph represent response

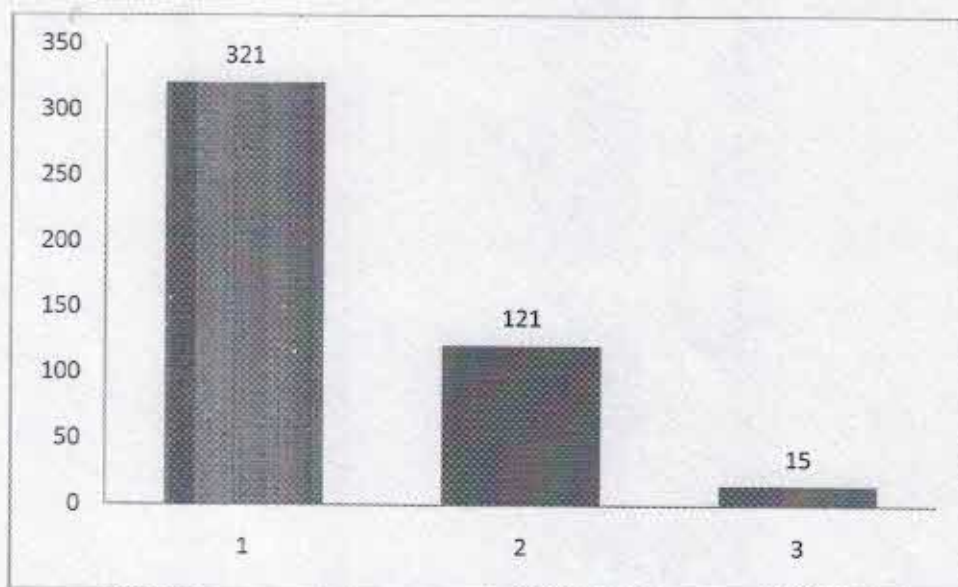


Q.10 After leaving the Akal Degree College, Mastuana how will you talk about it?

- 1) Proudly
- 2) Indifferently

3) Disparagingly

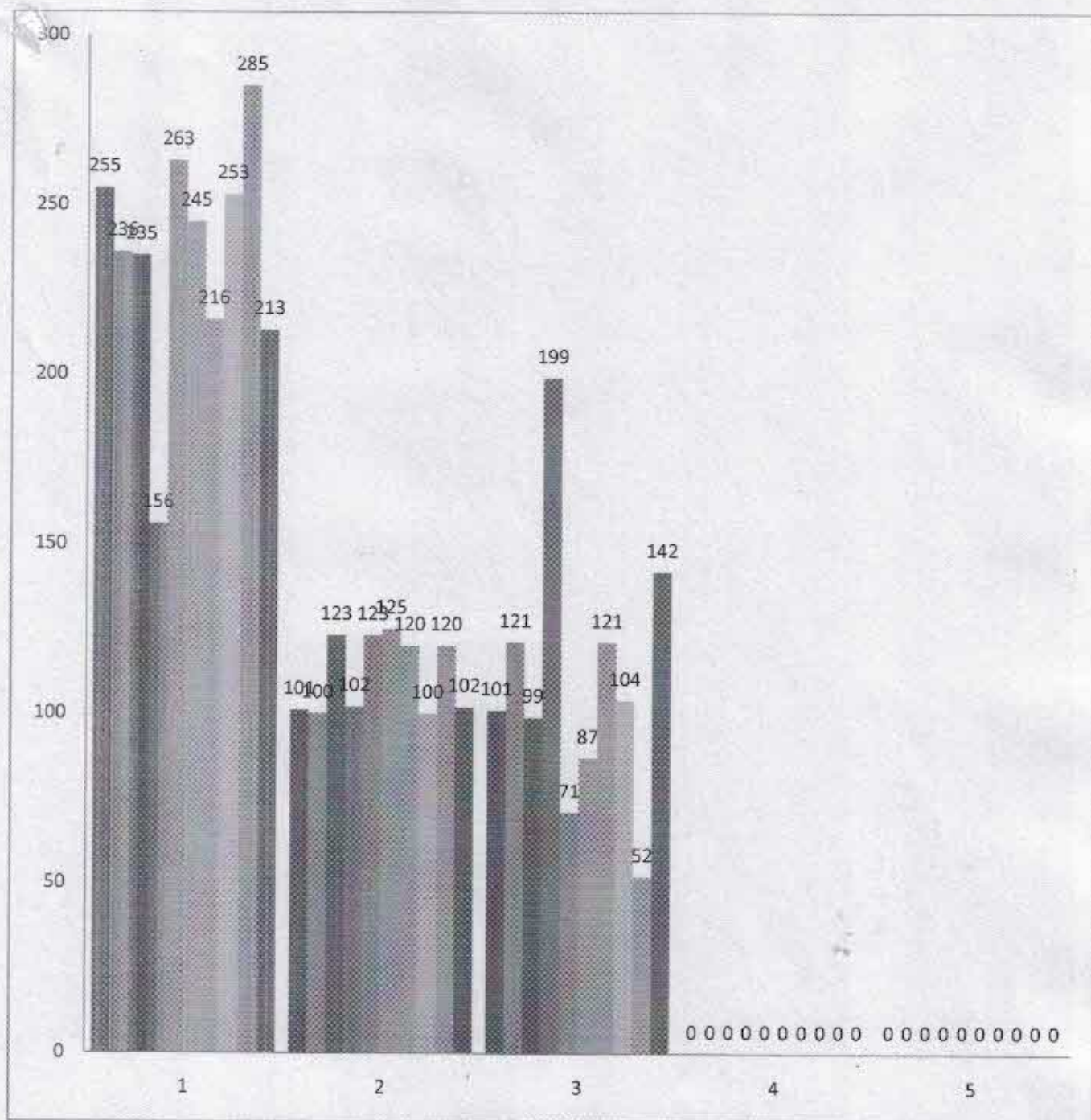
Total 457 students Participated in feedback and the following graph represent response



Q.11 Overall Rating of the Programme

Sl	Item	Very good	Good	Average	Poor	Very Poor
1	Academic Content					
2	Fairness of evaluation					
3	Interaction with faculty					
4	Interaction with administration					
5	Basic Amenities					
6	Barrier Free Environment					
7	Campus Cleanliness					
8	Recreational activities					
9	Cultural Activities					
10	Sports facilities					

Total 457 students Participated in feedback and the following graph represent response

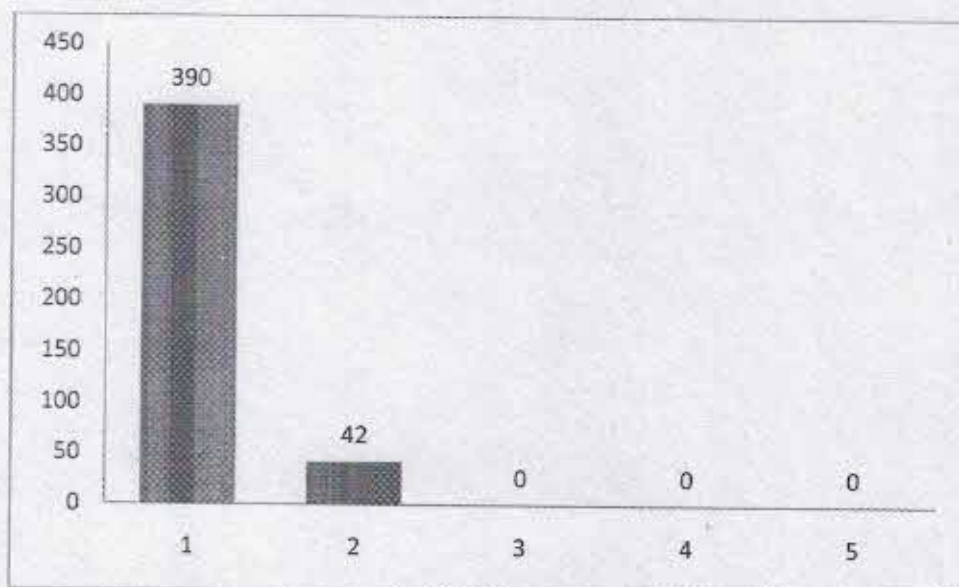


Student's Feedback Report of Session 2016-17 (Odd Sem)

Q.1 How much of the syllabus was taught in class?

- 1) Above 90 %
- 2) 75 to 90%
- 3) 50 to 75%
- 4) 40 to 50%
- 5) less than 40%

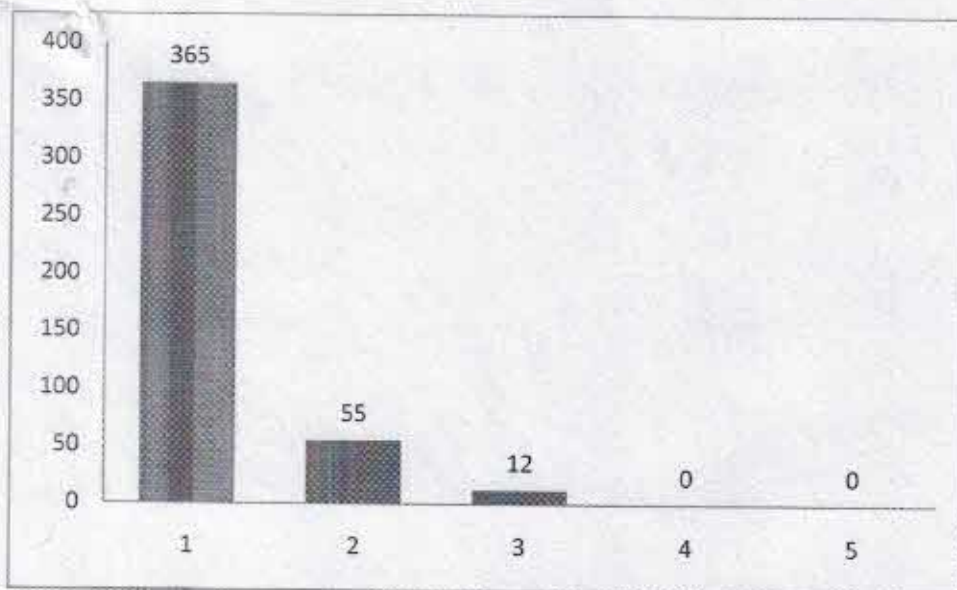
Total 432 students Participated in feedback and the following graph represent response



Q.2 What is your opinion about the library facility in the college?

- 1) Excellent
- 2) Adequate
- 3) Inadequate
- 4) Poor
- 5) Very Poor

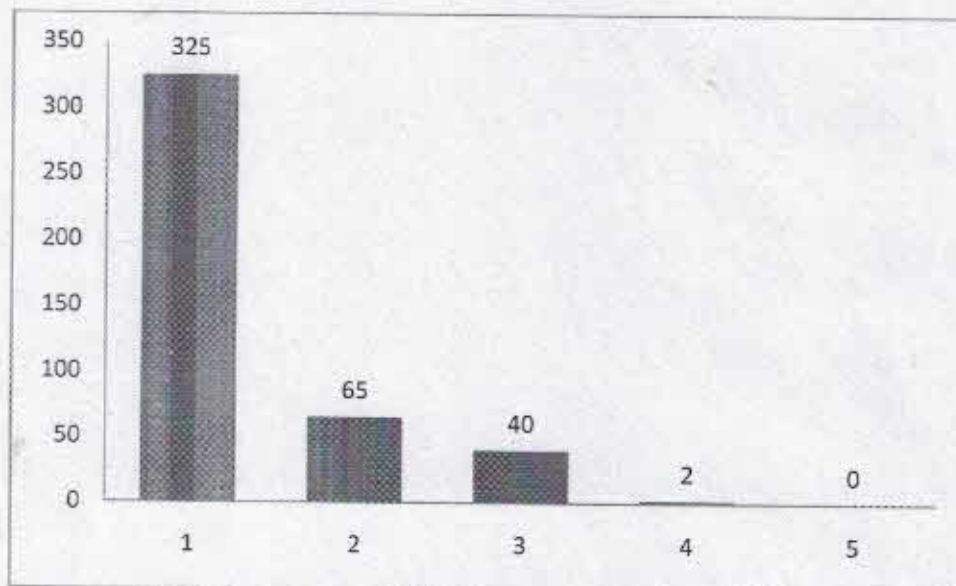
Total 432 students Participated in feedback and the following graph represent response



Q.3 The internal evaluation system as it exists is:

- 1) Very good
- 2) Good
- 3) Average
- 4) Poor
- 5) Very Poor

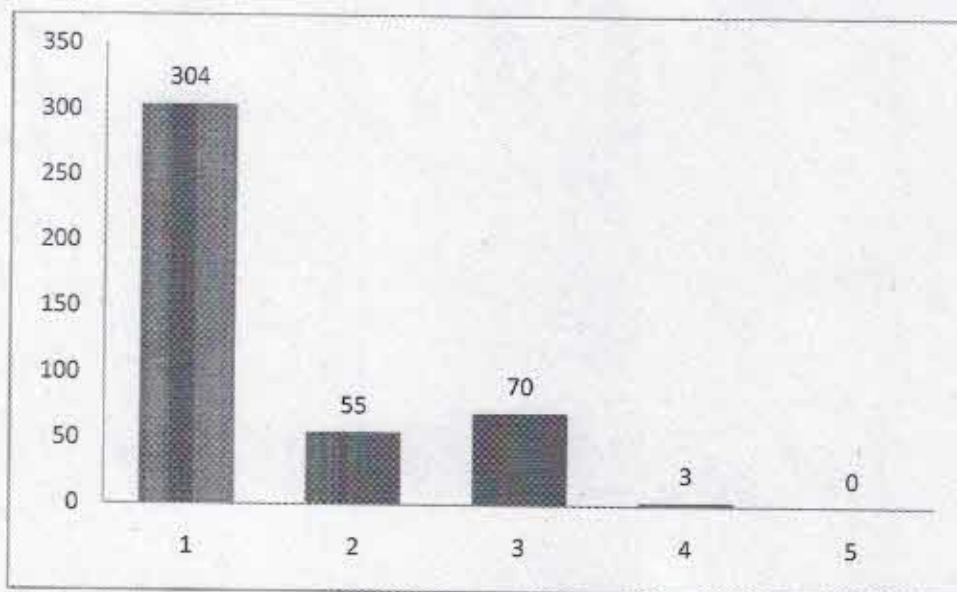
Total 432 students Participated in feedback and the following graph represent response



Q.4 How do you rate the student-teacher relationship in the College as a whole?

- 1) Very good
- 2) Good
- 3) Satisfactory
- 4) Unsatisfactory
- 5) Very Poor

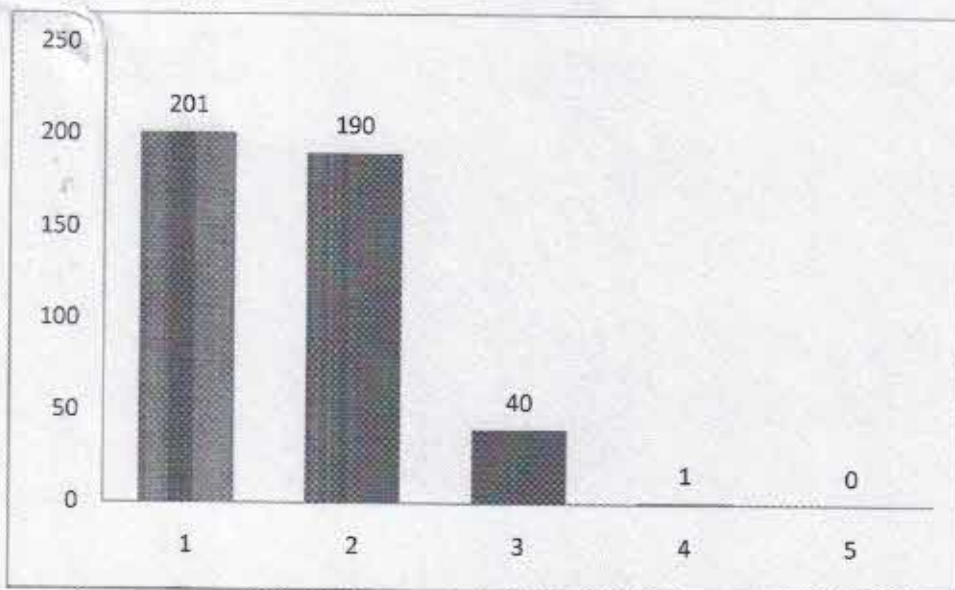
Total 432 students Participated in feedback and the following graph represent response



Q.5 How do you find the administrative offices of the college?

- 1) Very helpful
- 2) Helpful
- 3) Indifferent
- 4) Unhelpful
- 5) Cumbersome

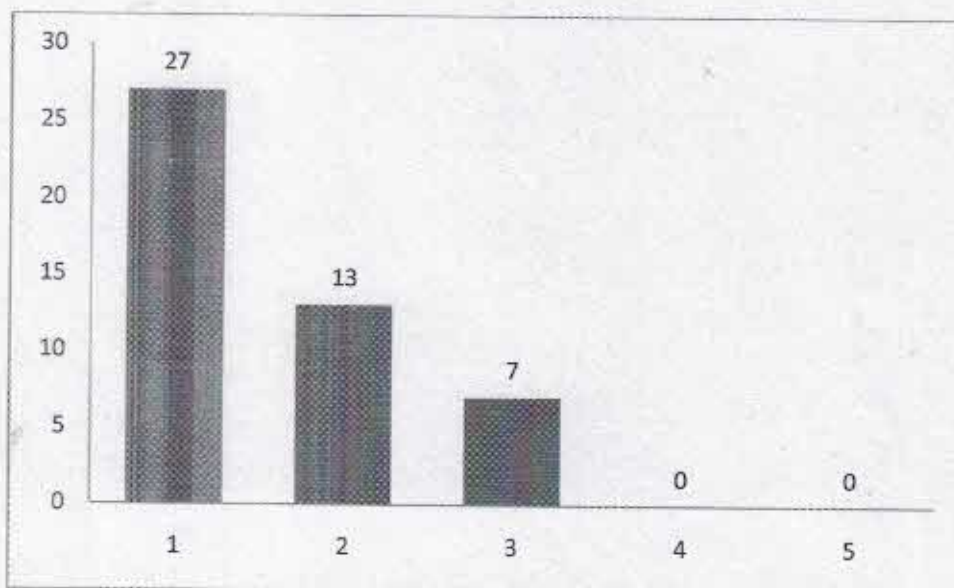
Total 432 students Participated in feedback and the following graph represent response



Q.6 What is your rating on hostel facilities?

- 1) Very good
- 2) Good
- 3) Average
- 4) Poor
- 5) Very Poor

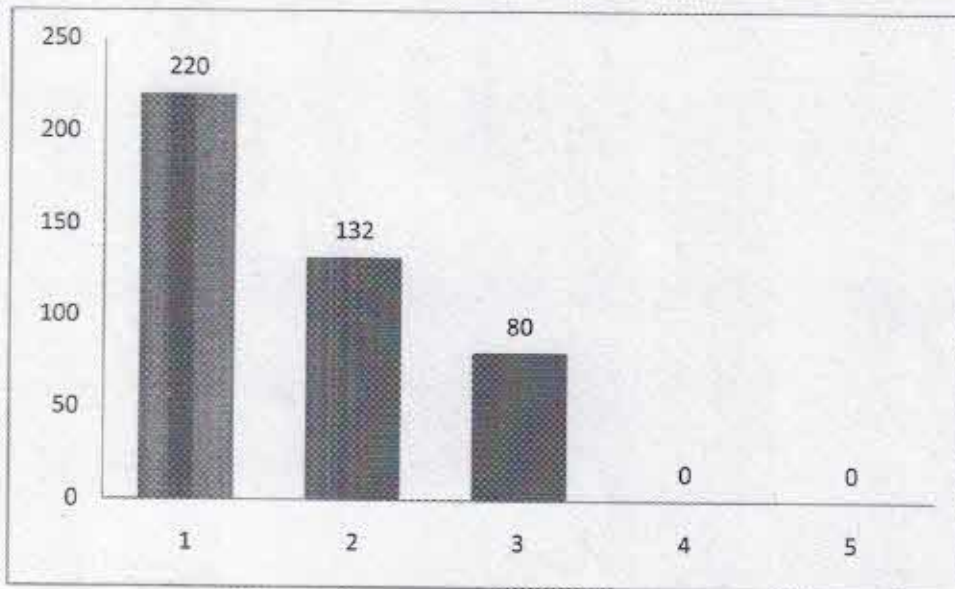
Total 47 students Participated in feedback and the following graph represent response



Q.7 How do you rate the computer facilities available in the college?

- 1) Very good
- 2) Good
- 3) Average
- 4) Poor
- 5) Very Poor

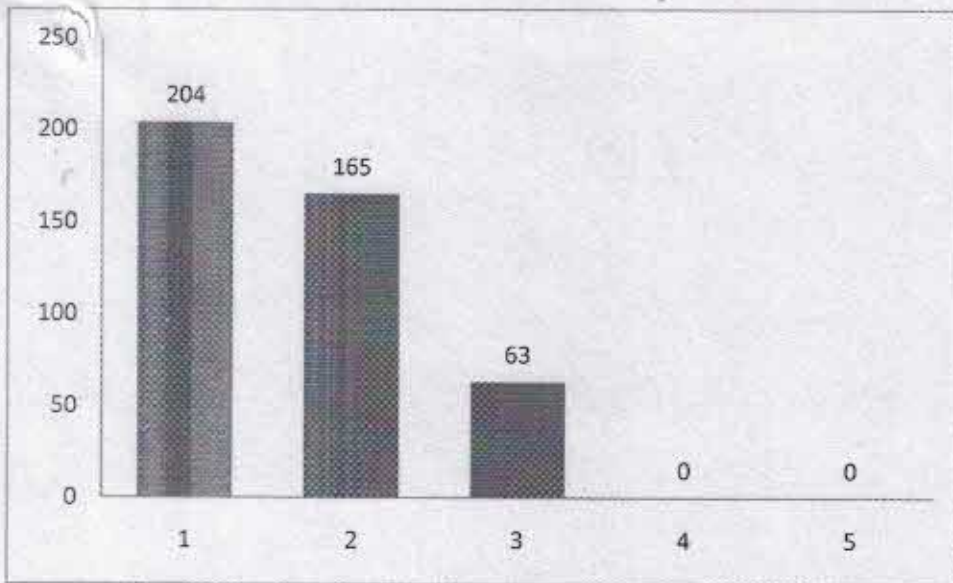
Total 432 students Participated in feedback and the following graph represent response



Q.8 Did you participate in any of the extra curricular activities of the college?

- 1) Very often
- 2) Often
- 3) Sometimes
- 4) Rarely
- 5) Never

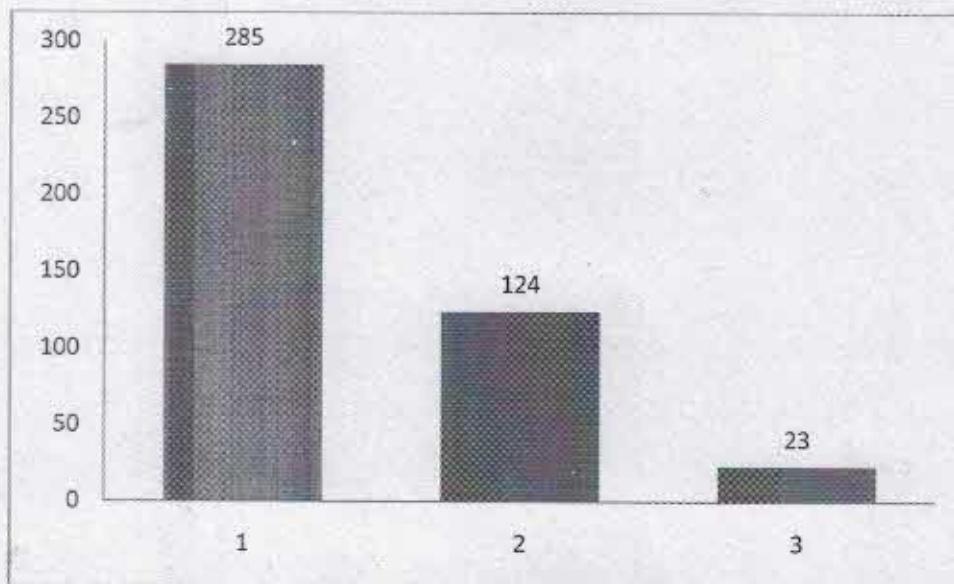
Total 432 students Participated in feedback and the following graph represent response



Q.9 What was the attitude of teachers to extra curricular activities?

- 1) Co-operative
- 2) Indifferent
- 3) Discouraging

Total 432 students Participated in feedback and the following graph represent response

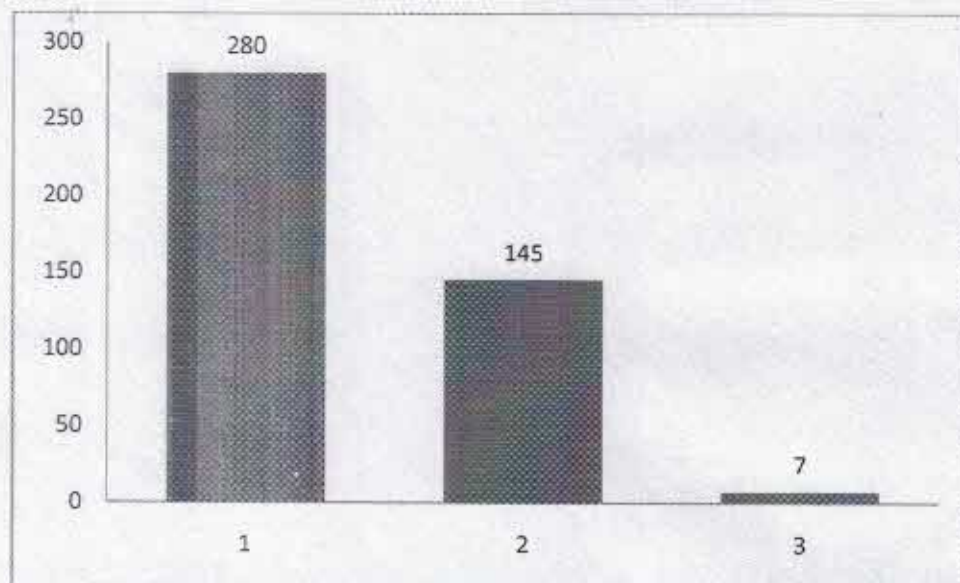


Q.10 After leaving the Akal Degree College, Mastuana how will you talk about it?

- 1) Proudly
- 2) Indifferently

3) Disparagingly

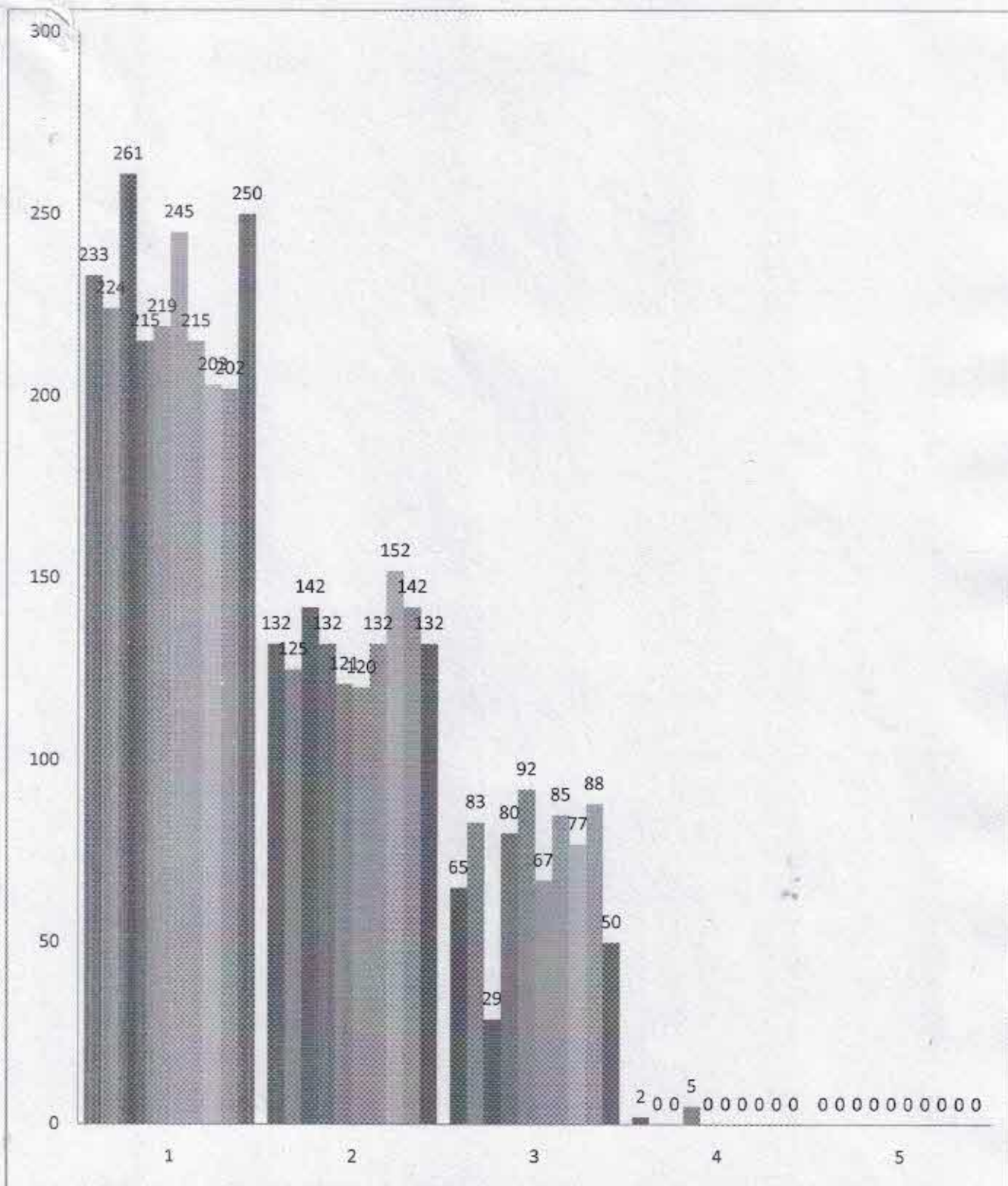
Total 432 students Participated in feedback and the following graph represent response



Q.11 Overall Rating of the Programme

SI	Item	Very good	Good	Average	Poor	Very Poor
1	Academic Content					
2	Fairness of evaluation					
3	Interaction with faculty					
4	Interaction with administration					
5	Basic Amenities					
6	Barrier Free Environment					
7	Campus Cleanliness					
8	Recreational activities					
9	Cultural Activities					
10	Sports facilities					

Total 432 students Participated in feedback and the following graph represent response



સુપર વીડી અને મગફળી રાજ્યની જાણ રાખના
પ્રપચનકરૂં છે જે જાણે છે।
Darshan Kary

QUALITY ASSURANCE
cum
ANNUAL REPORT
of
IQAC
For
SESSION 2017-18

Date of Submission: 04-06-2018 (Monday)

1. INTRODUCTION

Akal Degree College, Mastuana- a co-educational institution is a centre of learning and imparting higher education since 1968 to the rural students of the Malwa belt of Punjab. It is situated on the holy land amidst bliss of nature far away from the bustle of city life. The institution has ushered under the aegis of Akal College Trust, Gursagar Mastuana, which is formed to support and manage the rich legacy of Sant Attar Singh ji, a philanthrope and visionary educationist. In 1923, Akal Degree College, a brainchild of Sant Attar Singh, was a premier institution for providing courses in agriculture to the rural students of the region. The college was restructured in 1968 and undergraduate courses were started in humanities and sciences. One of its founding members was an eminent educationist of the time namely Sant Teja Singh who educated from Harvard University, (A.M in 1911) U.S.A. The seed of the education sowed by Sant Attar Singh Ji has now flourished into a number of educational institutions dedicated to the task of providing mainstream education with a touch of religious and moral education. There are nine sister institutions which have become a chosen destination for the students to pursue higher education. Over the years the institution has progressed and developed to meet the changing needs in the field of education and teaching learning methodology Since 1968, the college has been affiliated to the Punjabi University, Patiala. The institution provides diverse courses in B.A, B.Com, BSc (Medical & Non-Medical), BBA,BCA, PGDCA, MSc (IT) and other Add-on Courses. Subjects like Drug Abuse-Problem, Prevention and Management, Environment Study and Road Safety Awareness are taught in Semester 2nd and 4th respectively. To improve and enhance the communication skills of the students, the institute has been running an Add on Course in Spoken English since 2009. The college has successfully started the a PG course M.A in Punjabi in the session 2016-17 so as fulfill the demand of the students of the region. The College endeavors to keep devoted to the stupendous task of propagating educational practices to its students to help them carve their future and fulfill their aim.

2. COLLEGE IQAC

2.1 Composition Of Internal Quality Assurance Cell (IQAC)

S.No	Appointment	Name of the Person
1	Chairperson	Dr. Darshan Kaur
2	Co-ordinator	Mr. Surmukh Singh Dhanoa, Asstt. Prof.
3	Members	Mr. Harmandar Singh, Asso. Prof.
		Dr. Jagdeep Kaur, Asso. Prof.
		Dr. Sarika Jain, Asso. Prof.

		Dr. Nirp Jeet Singh, Asso. Prof.
		Mr. Joginder Singh, Asstt. Prof.
		Mr. Manpreet Singh Gill, Asstt. Prof.
		Mr. Rakesh Jain , Asstt. Prof.
4	Member Secretary	Mr. Amrinder Singh, Asstt. Prof.
5	Administrative Officers	Mr. Surinderpal Singh (Office Supdt.)
		Mr. Hardev Singh
6	Management Member	Mr. Jaswant Singh Khaira (Secretary Managing Comm.)
7	Nominee from Local Society	Dr. Jasbir Aulakh (Alumni)
		Mr. Gurpreet Singh (Student of B.A-3 rd Year, 1047)
		Ms. Baljinder Kaur (Student of B.A-2 nd Year, 654)
8	Nominee from Employer/ Industry	Dr. (Capt.)Bhupinder Singh Punia
		Mr. Ghanshyam Kansal (Industrialist)
9	Nominee from Punjabi University, Patiala	Dr. Shivani Thakkar (Deptt. of English, Punjabi University, Patiala)

2.2 Significant Activities and contributions made by IQAC

Audit on 3 major areas to monitor and ensure the quality of Students' Activities, Department Activities and Staff Members for periodic assessment of committees for a timely, efficient and progressive performance of academic, administrative and financial tasks. The IQAC Cell of the Strengthened the campus placement process through Industry Institution Partnership Cell. Students are motivated to do their projects in industry.

Following list of Events were conducted as proposed and passed in the meetings of IQAC:

S. No	Name of the Activity	To be Conducted in	Duration of the Activity
1	Admission Process	July, 17	As per Uni. Schedule
2	Administrative & Academic Audit	August, 17	5 days
3	Independence Day Celebration		1 day
4	Path on The Commencement of New Session	September, 17	1 day
5	Teachers' Day Celebration		
6	Hindi Diwas Celebration		1 day
7	Talent Hunt		1 day
8	Awareness Prog. On Dowry & Female Foeticide		1 day
9	Peace & Non-violence Oath Day	October, 17	1 day
10	Conducting House Exam		8 days
11	PDP for Teaching Staff		1 day

12	Gurpurab Celebration	November, 17	1 day
13	Lohri Celebration	January, 18	1 day
14	Voter's Day Celebration		1 day
15	Republic Day Celebration		1 day
16	Lecture on Human Ethics & Moral Values		7 days
17	Class Level Quiz Competition	February, 18	1 day
18	Annual Athletics Meet	March, 18	1 day
19	All India Inter-University Gatka Championship (Men & Women)		3 days
20	NSS Camp		7 days
21	PDP for Non-Teaching Staff		1 day
22	Feedback Collection From Students		3 days
23	Conducting House Exams	April, 18	8 days
24	Feedback Analysis	May, 18	3 days

2.3 Plan of Action by IQAC/Outcome

The plan of action chalked out by the IQAC in the beginning of the year towards quality enhancement and the outcome achieved by the end of the Academic Session 2016-17.

Plan of Action	Achievements
To conduct Internal IQAC Audit and Internal Academic Audit for all the departments and other Cells and Clubs for the effective functioning.	Systematic examination of a quality system was carried out for all departments by IQAC.
To increase the no. of ICT enabled classrooms and to motivate the teachers to use ICT tools for effective teaching	Two more classrooms in this session were made equipped with ICT facilities.
Increase the number of computers for the use of students	40 new computers with latest configuration were purchased explicitly for the use of students
Motivate the faculty for publication of papers/ paper presentation etc.	The no. of faculty who published papers in various Intl./National journals has increased to 15 from 8(last year) and around 12 faculty members presented papers in various conferences.
To collect the feedback from Students	Feedback was collected from the students in the month of March and 462 participated in it. (Feedback report attached)

3. TEACHING-LEARNING PROCESS

3.1 Details of the Students Admitted in each Course

a) For Regular Courses

Name of the Course	No. of Seats	No. of Students Admitted
B.A	700	337
B.Sc (Med, Non-Med & Non-Med with Comp. Sci.)	150	33
B.Com	60	41
B.B.A	50	14
B.C.A	50	27
P.G.D.C.A	35	25
M.Sc (IT)	30	16
M.A (Punjabi)	30	24

b) For Add-On Courses

i) No. of Students enrolled in Add-on Courses: 43

ii) No. of Students enrolled in Value-Added Courses: 120

3.2 Details of the Teaching Faculty

a) No. of Regular Teaching Staff Members

No. of Posts Sanctioned By DPI	Recruited	No. Posts Sanctioned by Mgt.	Recruited
22	15	15	15

b) No. of Staff Members with Ph.D

No. of Associate Professors with Ph.D	No. of Assistant Professors with Ph.D
06	05

c) No. of Temporary/ Adhoc Staff Members: 23

d) No. of Faculty published Papers in Intl./ National Journals/ conferences/ Seminar/ edited chapters in the books/ written books/ participated in Workshop/symposia:

	Paper Publication Intl. / National Journals	Edited Chapters in a Book/Published Books/ Participated in a Conference
No. of Faculty	15	12

3.3 Details Non-Teaching Staff

Category	Number of Permanent Employees	Number of Vacant Positions	Number of permanent positions filled during the Year
Administrative Staff	29	11	Nil
Technical Staff	04	Nil	Nil

3.5 Initiatives undertaken towards professional development of the staff:

<i>Faculty / Staff Development Programmes</i>	<i>Number of faculty benefitted</i>	<i>No. of Non-Teaching Staff benefitted</i>
Refresher Courses	Nil	NA
Orientation Courses	01	NA
Staff Training conducted by the Institution	10	10

4 INFRASTRUCTURE AVAILABILITY

4.1 No. of Computers Exclusively for the use of Students: 140

4.2 No. of Books Available in the Library: 20843

4.3 No. of classrooms: 34

4.4 No. of classrooms with ICT facility: 10

4.5 No. of Laboratories: 07

4.6 Sports Infrastructure/ facilities: Indoor Stadium for various games such as Table Tennis, Gatka, Basketball, Gymnasium facility, kabaddi, Badminton etc. and Play Grounds for Athletics, Volleyball, Kabaddi, Football, Basketball

5 STUDENT PROGRESSION

5.1 No. of the Students Placed: 18

5.2 No. of the students cleared competitive exams: 44

5.3 No. of Students benefitted by Govt. Scholarship Schemes: 603

5.4 No. of Students benefitted by Non-Govt. Scholarship Schemes: 205

6. ACHIEVEMENTS OF THE COLLEGE

a) Sports Achievements

Medal/ Achievement	Level & Name of the Event	Roll No. of Participant	Name of The Participant
Bronze Medal	All India Inter University, Archery	1126	Amaninderpal Singh
Participation	All India Inter University, Volleyball	776	Saqlain Tarik
Participation	All India Inter University, Volleyball	401	Senik Salar
Participation	All India Inter University, Volleyball	691	Ranjeet Singh
Participation	All India Inter University, Volleyball	692	Rajat Kumar
Participation	All India Inter University, Volleyball	439	Lavish Rathi
Participation	All India Inter University, Volleyball	270	Gurpreet Singh
Participation	Senior National All India Inter University, Volleyball	690	Harpreet Kaur
Participation	Senior National All India Inter University, Volleyball	1127	Jaspreet Kaur
Participation	Youth National All India Inter University, Volleyball	689	Nvadeep Kaur
Participation	All India Inter University, Boxing	2428	Amandeep Kaur

b) Cultural Achievements

Item/ Position	Level of Competition	Roll No. of the Participant	Name of The Participant
BHANGRA / First Position	Zonal Youth Festival	3305	Sahil Dadwal
		3306	Amandeep Singh
		3317	Inderdeep Singh
		736	Gagandeep Singh
		181	Ramanpreet Singh
		250	Arshdeep Singh
		3318	Manjinderjit Singh
		302	Baljinder Singh
		782	Amritpal Singh
		1176	Dilshad Akhtar
FOLK ORCHESTRA / First Position	Zonal Youth Festival	3305	Sahil Dadwal
		3306	Amandeep Singh
		3317	Inderdeep Singh
		736	Gagandeep Singh
		3318	Manjinderjit Singh
		1176	Dilshad Akhtar
		737	Sherry
		248	Hitesh Kumar
FOLK SONG/	Zonal Youth	350	Abhishek
		782	Amritpal Singh

First Position	Festival		
FOLK INST./ First Position	Zonal Youth Festival	350	Abhishk Kumar
FOLK ORCHESTRA / First Position	Inter Zonal Youth Festival	3305	Sahil Dadwal
		3306	Amandeep Singh
		454	Dharampal Singh
		736	Gagandeep Singh
		3318	Manjinderjit Singh
		1176	Dilshad Akhtar
		737	Sherry
		248	Hitesh Kumar
		350	Abhishek
KAVI SINGING / Third Position	Inter Zonal Youth Festival	2042	Gurbinder Singh
		1383	Amritpal Singh
		1821	Bakhshish Singh
FOLK INST./ 2nd Position	Inter Zonal Youth Festival	350	Abhishek Kumar V

c) Awards

The college feels honoured to receive “**Sacha Saathi**” Award from the Gram Panchayat of Vill. Duggan, Distt. Sangrur.

Submitted By:


Signature of IQAC Co-ordinator

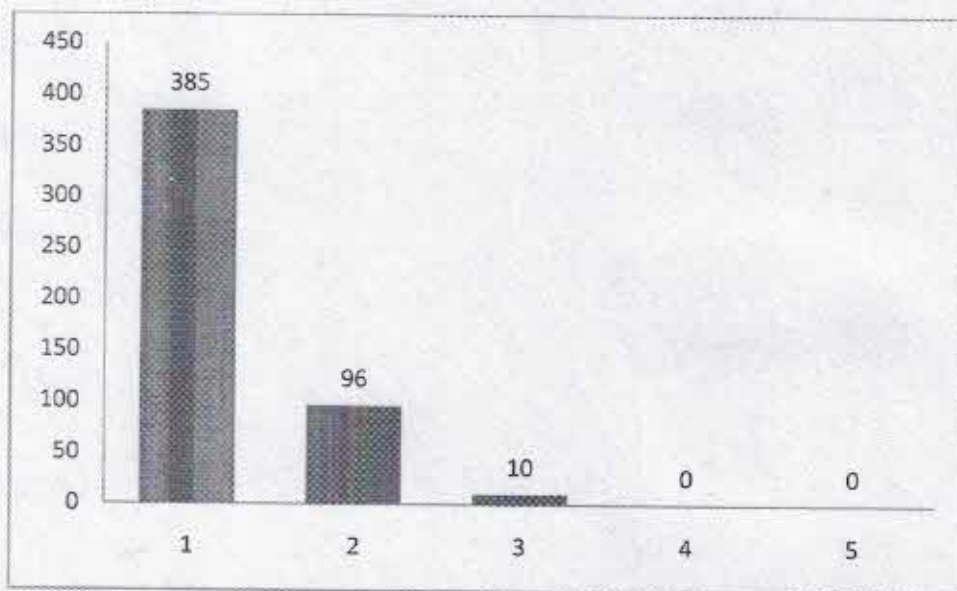

Signature of IQAC Member Secretary

Student's Feedback Report of Session 2018-19 (Odd Sem)

Q.1 How much of the syllabus was taught in class?

- 1) Above 90 %
- 2) 75 to 90%
- 3) 50 to 75%
- 4) 40 to 50%
- 5) less than 40%

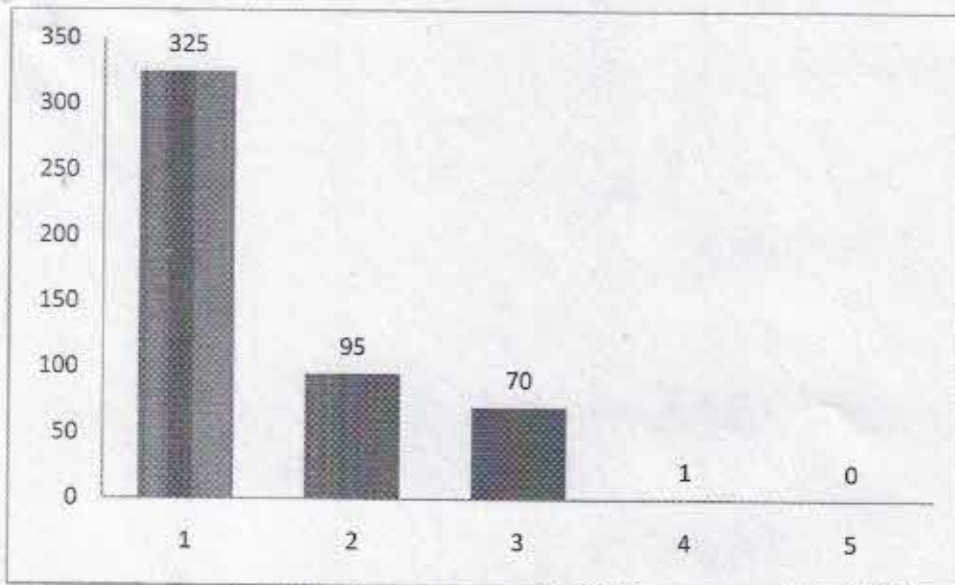
Total 491 students Participated in feedback and the following graph represent response



Q.2 What is your opinion about the library facility in the college?

- 1) Excellent
- 2) Adequate
- 3) Inadequate
- 4) Poor
- 5) Very Poor

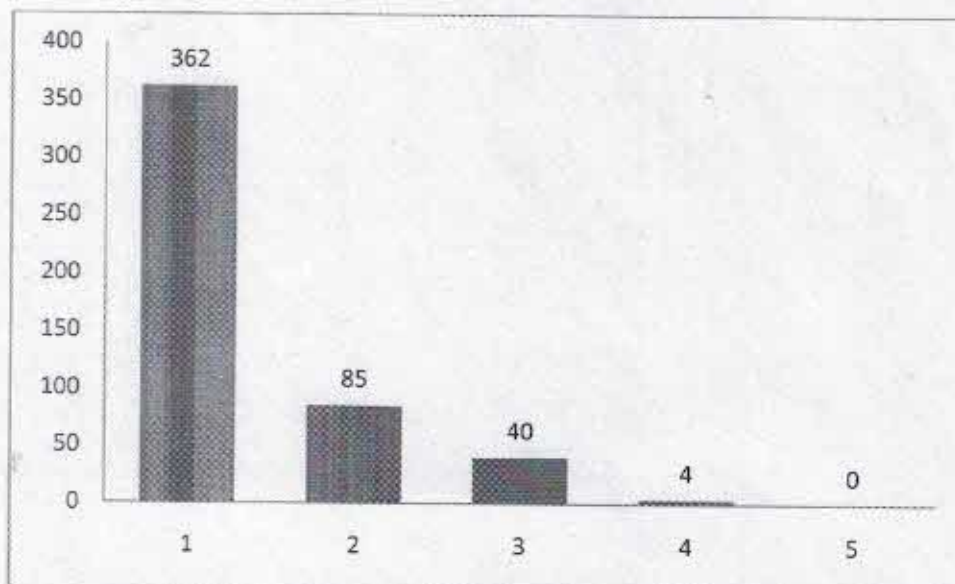
Total 491 students Participated in feedback and the following graph represent response



Q.3 The internal evaluation system as it exists is:

- 1) Very good
- 2) Good
- 3) Average
- 4) Poor
- 5) Very Poor

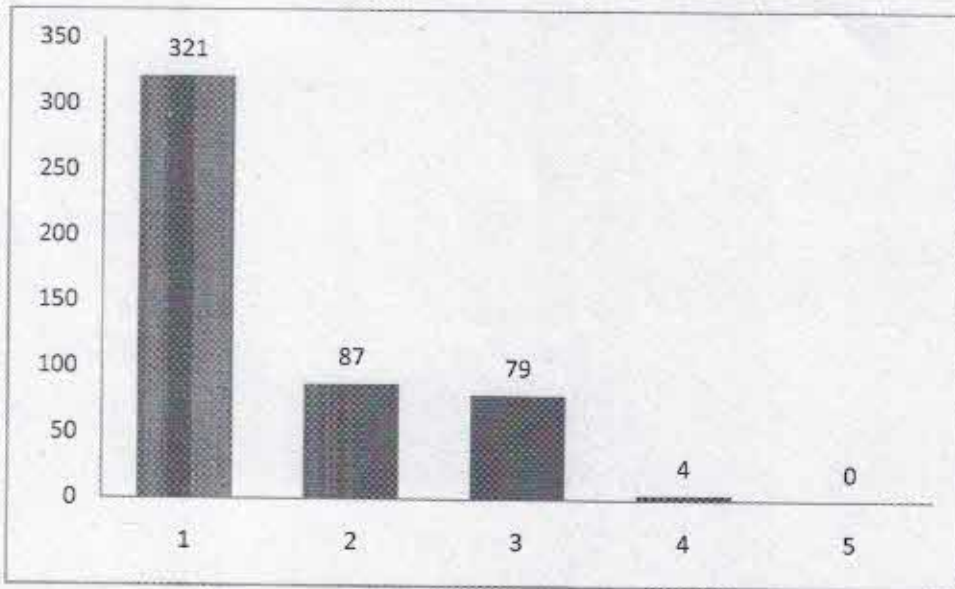
Total 491 students Participated in feedback and the following graph represent response



Q.4 How do you rate the student-teacher relationship in the College as a whole?

- 1) Very good
- 2) Good
- 3) Satisfactory
- 4) Unsatisfactory
- 5) Very Poor

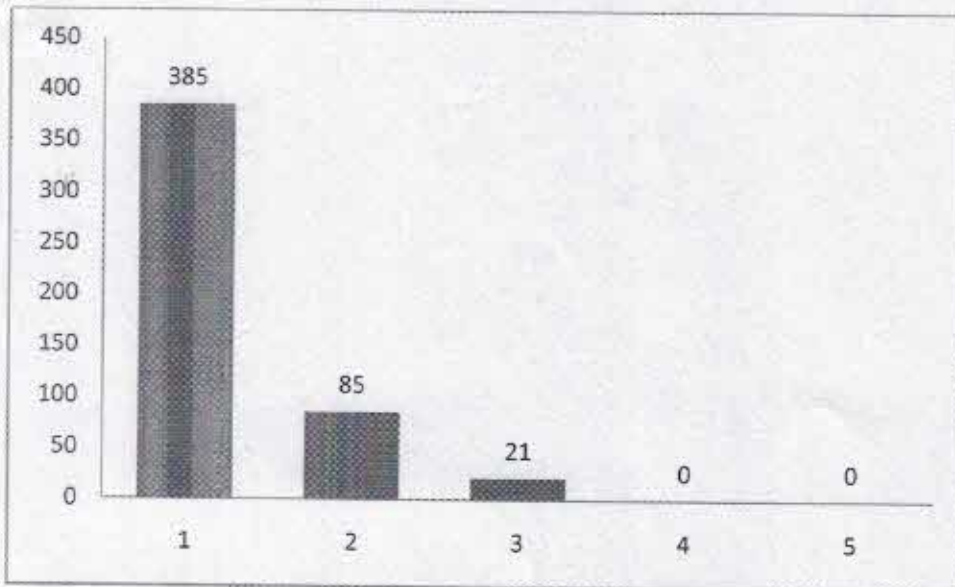
Total 491 students Participated in feedback and the following graph represent response



Q.5 How do you find the administrative offices of the college?

- 1) Very helpful
- 2) Helpful
- 3) Indifferent
- 4) Unhelpful
- 5) Cumbersome

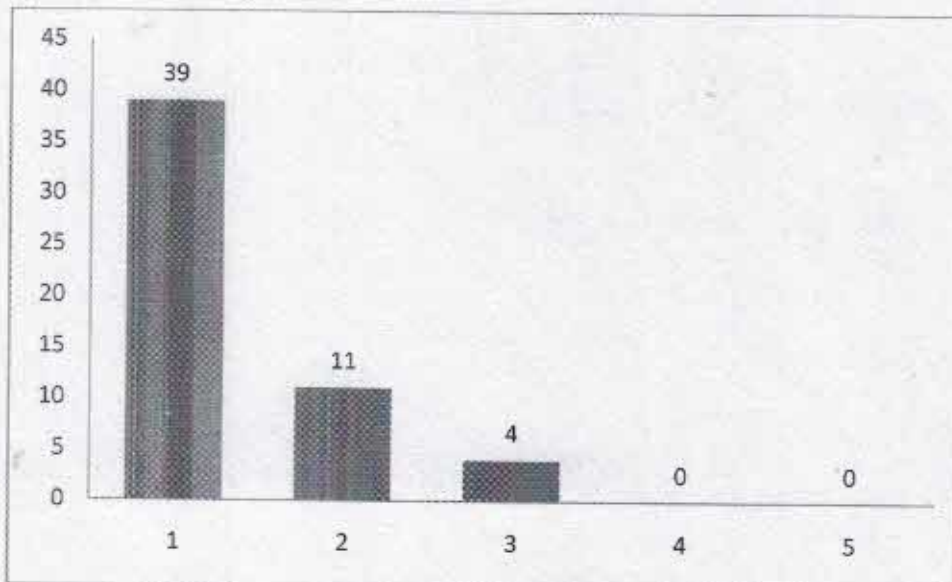
Total 491 students Participated in feedback and the following graph represent response



Q.6 What is your rating on hostel facilities?

- 1) Very good
- 2) Good
- 3) Average
- 4) Poor
- 5) Very Poor

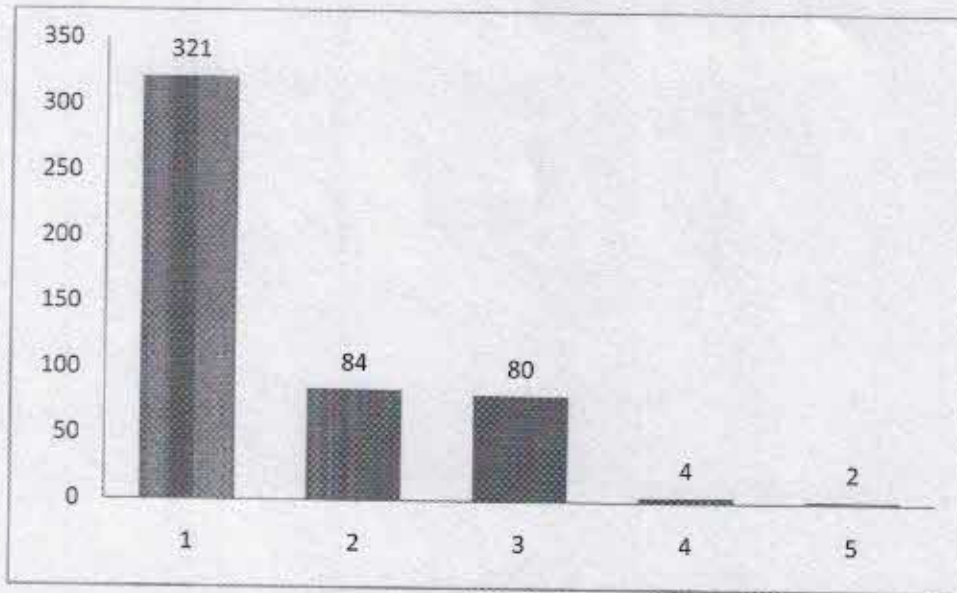
Total 54 students Participated in feedback and the following graph represent response



Q.7 How do you rate the computer facilities available in the college?

- 1) Very good
- 2) Good
- 3) Average
- 4) Poor
- 5) Very Poor

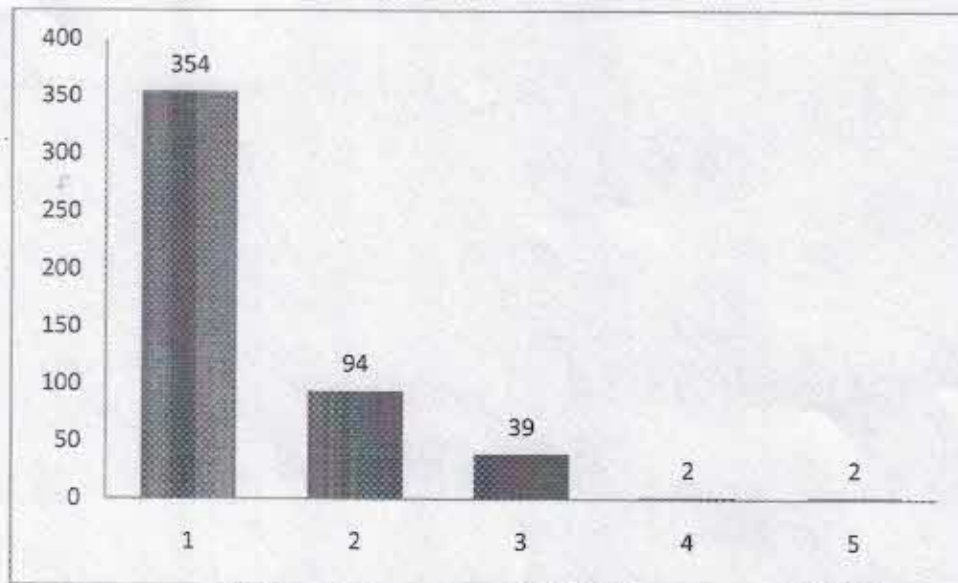
Total 491 students Participated in feedback and the following graph represent response



Q.8 Did you participate in any of the extra curricular activities of the college?

- 1) Very often
- 2) Often
- 3) Sometimes
- 4) Rarely
- 5) Never

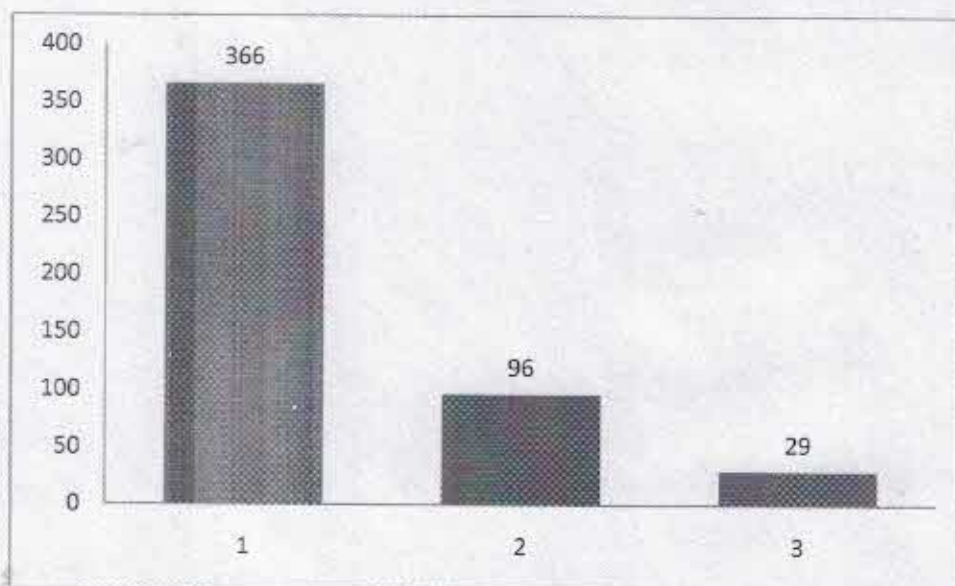
Total 491 students Participated in feedback and the following graph represent response



Q.9 What was the attitude of teachers to extra curricular activities?

- 1) Co-operative
- 2) Indifferent
- 3) Discouraging

Total 491 students Participated in feedback and the following graph represent response

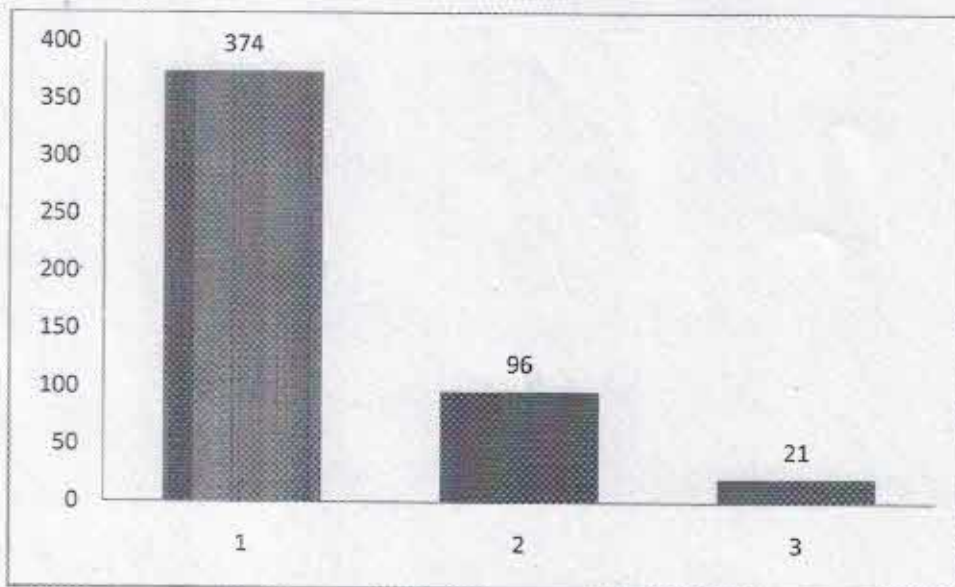


Q.10 After leaving the Akal Degree College, Mastuana how will you talk about it?

- 1) Proudly
- 2) Indifferently

3) Disparagingly

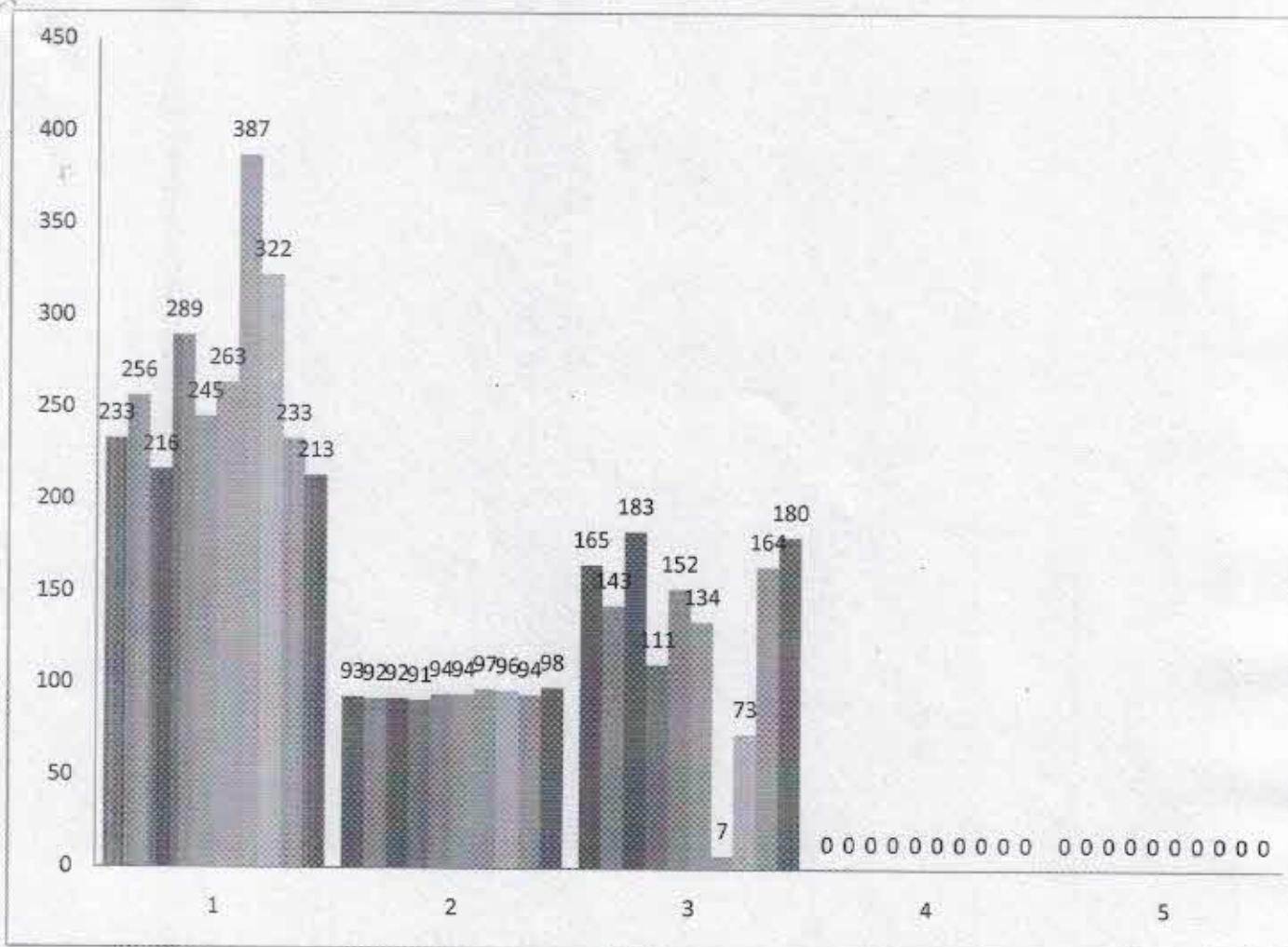
Total 491 students Participated in feedback and the following graph represent response



Q.11 Overall Rating of the Programme

SI	Item	Very good	Good	Average	Poor	Very Poor
1	Academic Content					
2	Fairness of evaluation					
3	Interaction with faculty					
4	Interaction with administration					
5	Basic Amenities					
6	Barrier Free Environment					
7	Campus Cleanliness					
8	Recreational activities					
9	Cultural Activities					
10	Sports facilities					

Total 491 students Participated in feedback and the following graph represent response

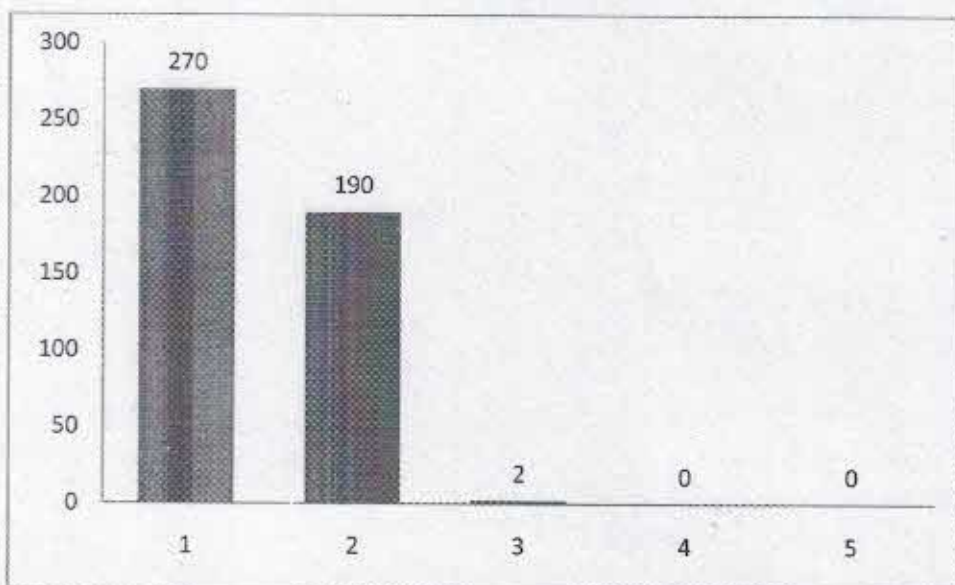


Student's Feedback Report of Session 2017-18 (Even Sem)

Q.1 How much of the syllabus was taught in class?

- 1) Above 90 %
- 2) 75 to 90%
- 3) 50 to 75%
- 4) 40 to 50%
- 5) less than 40%

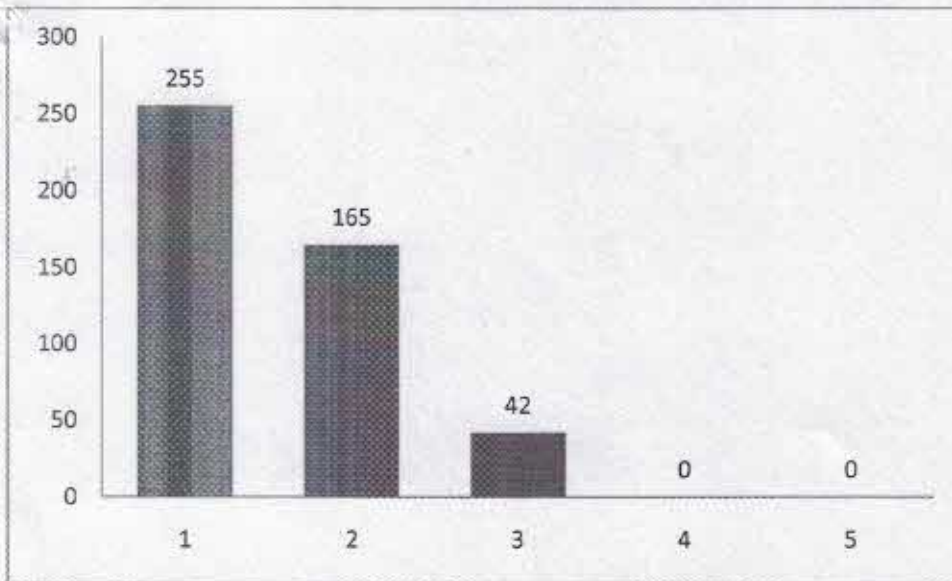
Total 462 students Participated in feedback and the following graph represent response



Q.2 What is your opinion about the library facility in the college?

- 1) Excellent
- 2) Adequate
- 3) Inadequate
- 4) Poor
- 5) Very Poor

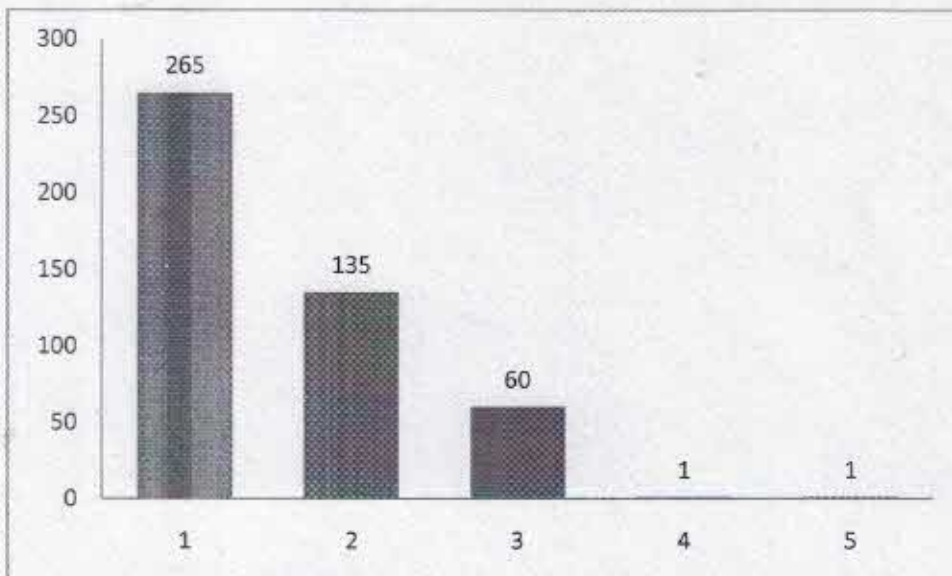
Total 462 students Participated in feedback and the following graph represent response



Q.3 The internal evaluation system as it exists is:

- 1) Very good
- 2) Good
- 3) Average
- 4) Poor
- 5) Very Poor

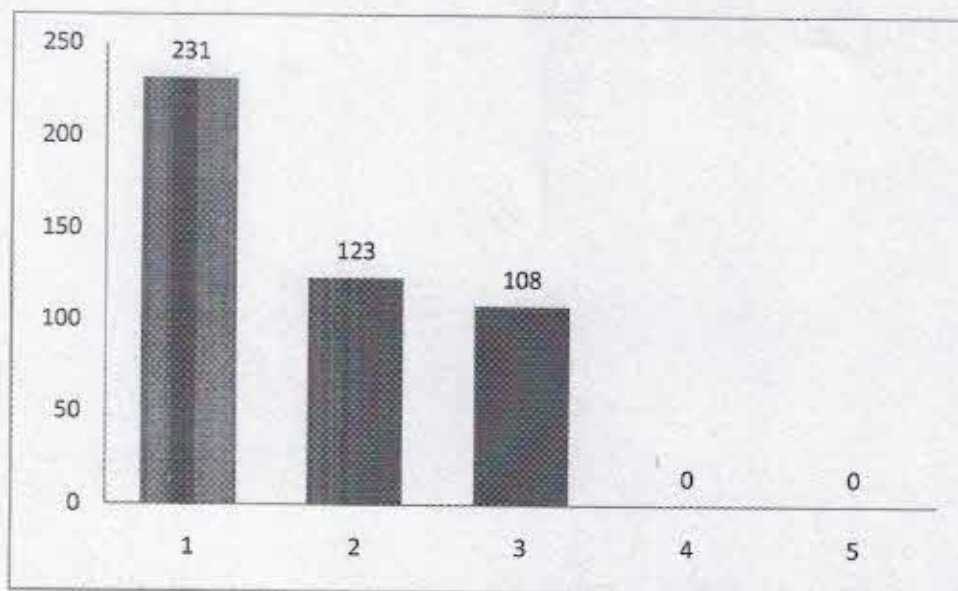
Total 462 students Participated in feedback and the following graph represent response



Q.4 How do you rate the student-teacher relationship in the College as a whole?

- 1) Very good
- 2) Good
- 3) Satisfactory
- 4) Unsatisfactory
- 5) Very Poor

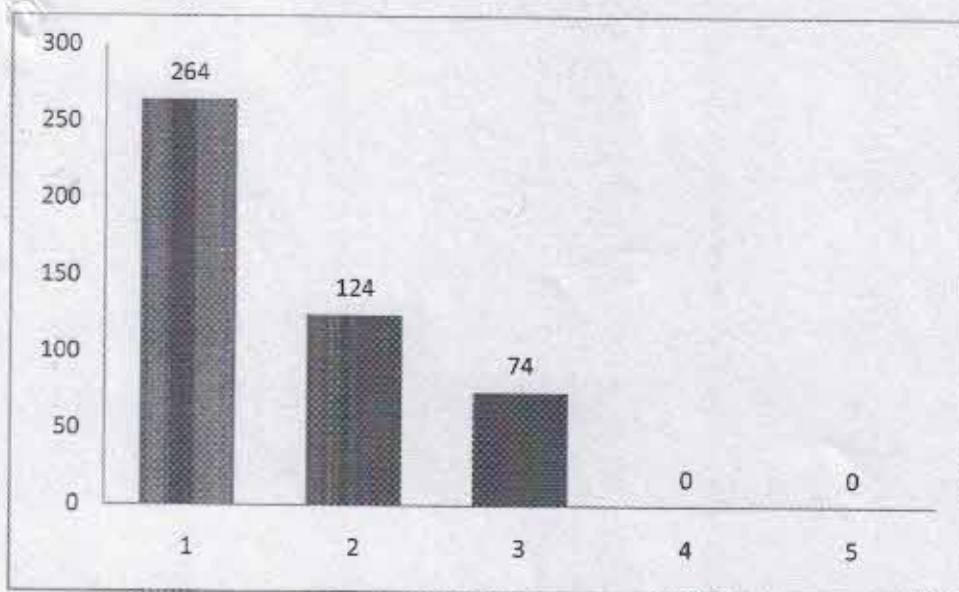
Total 462 students Participated in feedback and the following graph represent response



Q.5 How do you find the administrative offices of the college?

- 1) Very helpful
- 2) Helpful
- 3) Indifferent
- 4) Unhelpful
- 5) Cumbersome

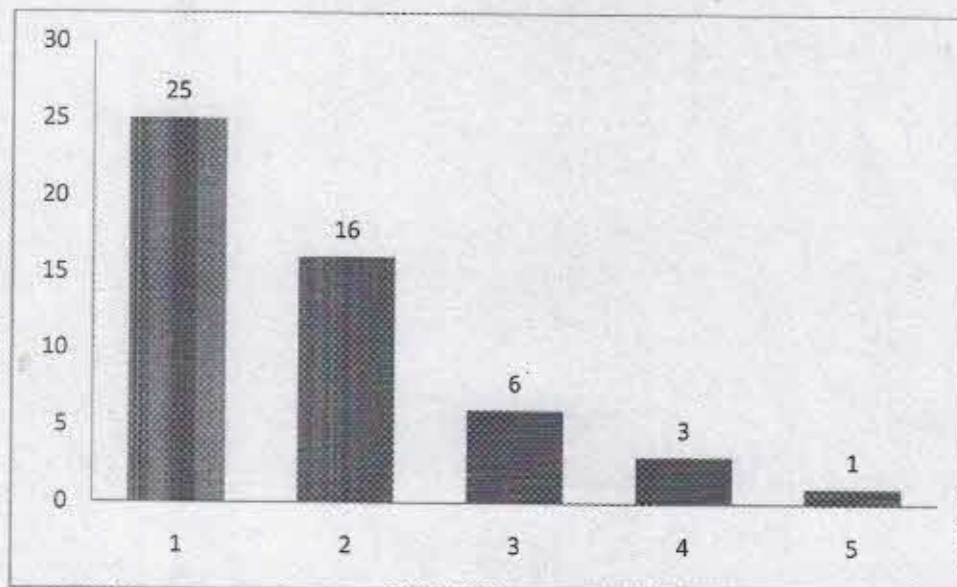
Total 462 students Participated in feedback and the following graph represent response



Q.6 What is your rating on hostel facilities?

- 1) Very good
- 2) Good
- 3) Average
- 4) Poor
- 5) Very Poor

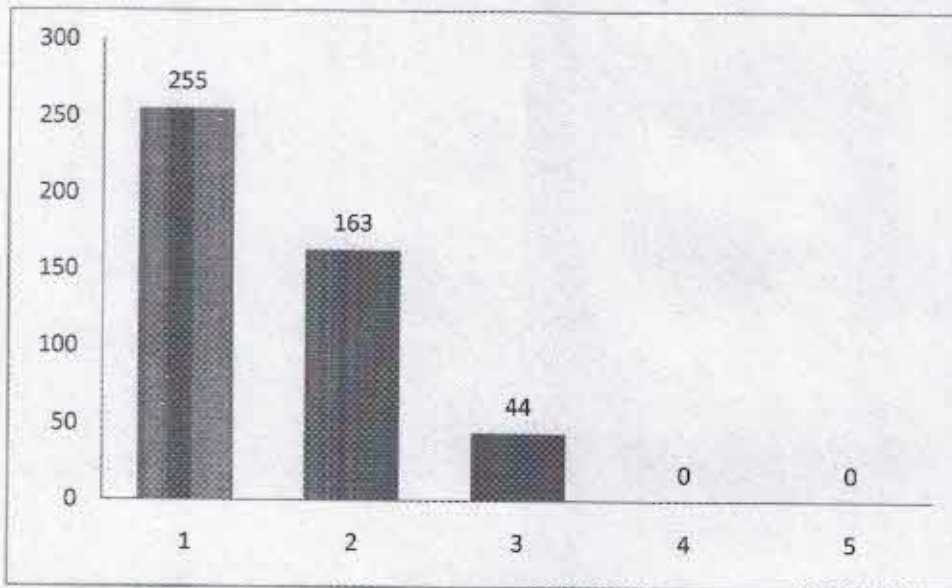
Total 51 students Participated in feedback and the following graph represent response



Q.7 How do you rate the computer facilities available in the college?

- 1) Very good
- 2) Good
- 3) Average
- 4) Poor
- 5) Very Poor

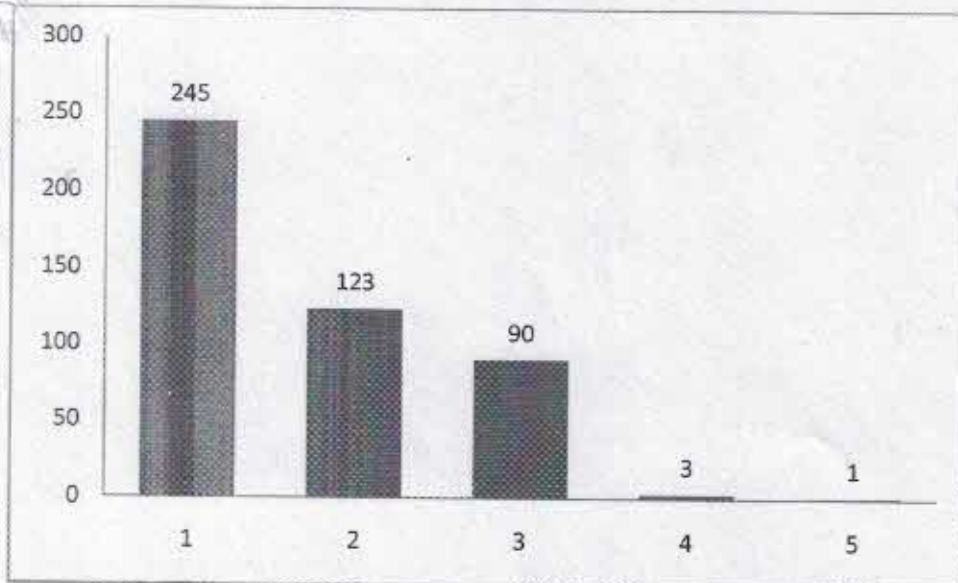
Total 462 students Participated in feedback and the following graph represent response



Q.8 Did you participate in any of the extra curricular activities of the college?

- 1) Very often
- 2) Often
- 3) Sometimes
- 4) Rarely
- 5) Never

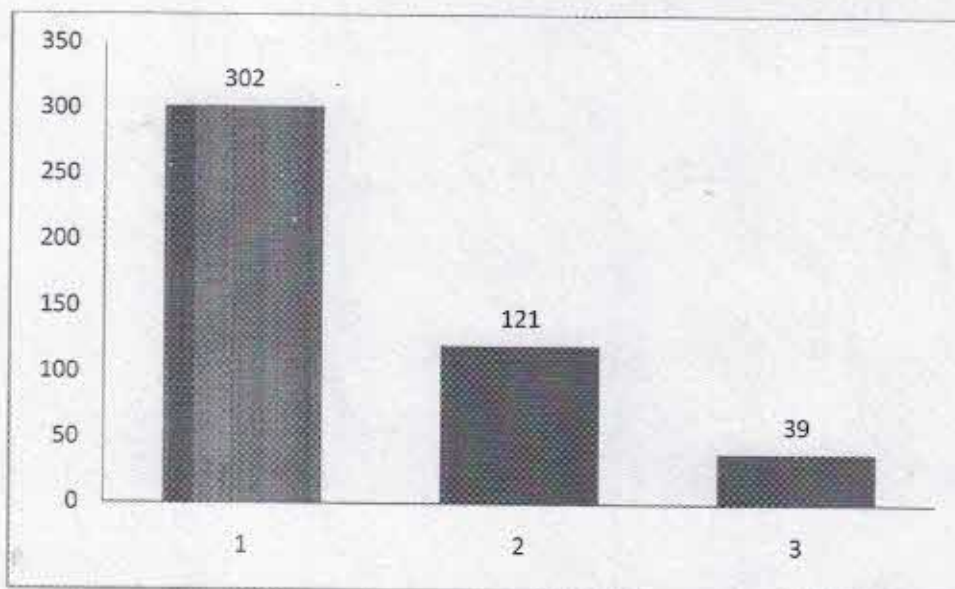
Total 462 students Participated in feedback and the following graph represent response



Q.9 What was the attitude of teachers to extra curricular activities?

- 1) Co-operative
- 2) Indifferent
- 3) Discouraging

Total 462 students Participated in feedback and the following graph represent response

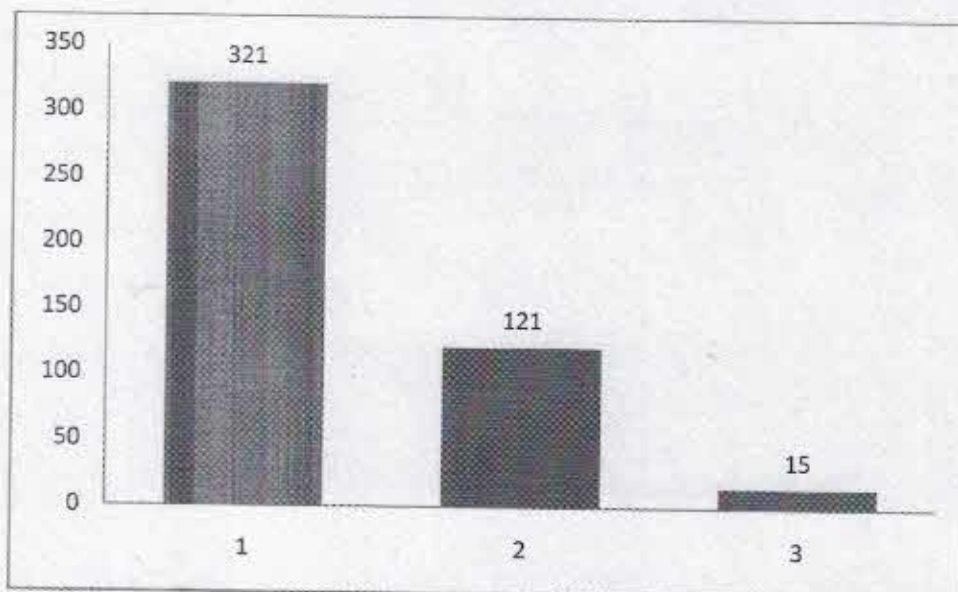
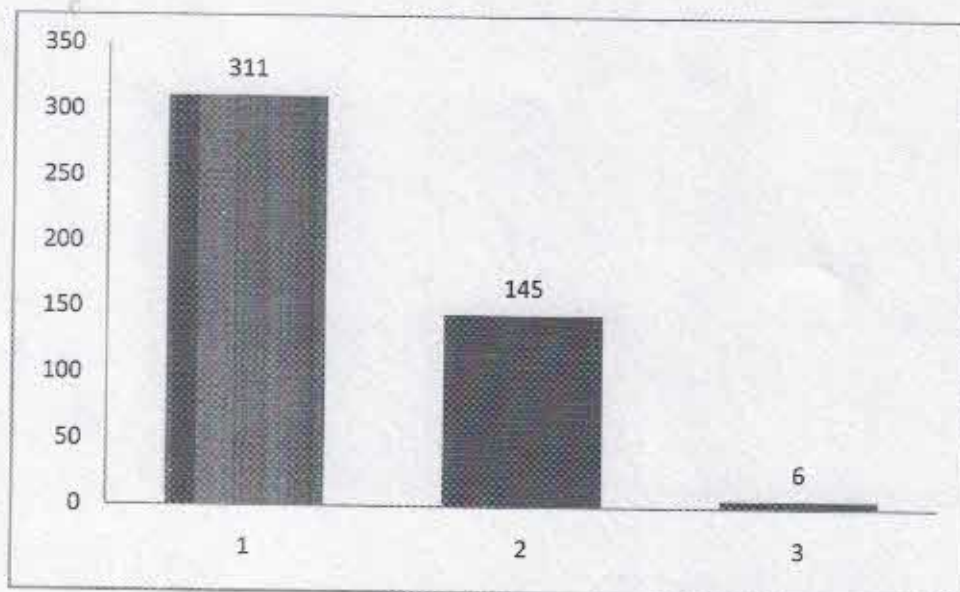


Q.10 After leaving the Akal Degree College, Mastuana how will you talk about it?

- 1) Proudly
- 2) Indifferently

3) Disparagingly

Total 462 students Participated in feedback and the following graph represent response

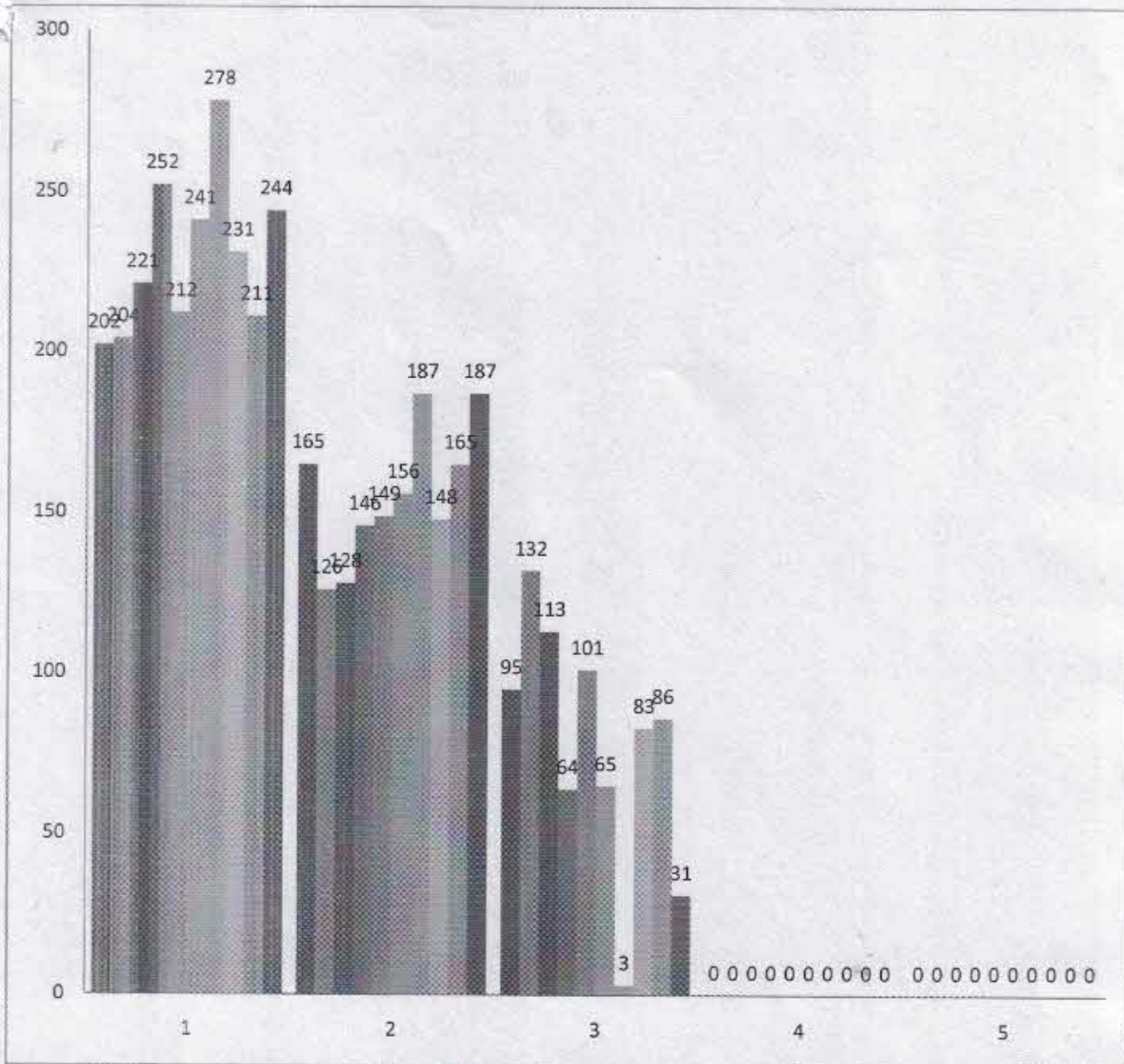


Q.11 Overall Rating of the Programme

Sl	Item	Very good	Good	Average	Poor	Very Poor
1	Academic Content					
2	Fairness of evaluation					
3	Interaction with faculty					
4	Interaction with					

	administration					
5	Basic Amenities					
6	Barrier Free Environment					
7	Campus Cleanliness					
8	Recreational activities					
9	Cultural Activities					
10	Sports facilities					

Total 462 students Participated in feedback and the following graph represent response



ਖਾਪੜ ਵੀਡੀਓ ਅਤੇ ਅਗਵੇਰੀ ਵਾਹਨਈ ਲਈ ਵਾਲਜ਼
ਸੁਪਰਵੈਂਟ ਨੂੰ ਭੇਜੀ ਜਾਂਦੀ ਹੈ,
ਦਸਤਖਤ ਕਰੋ

ANNUAL QUALITY ASSURANCE cum ANNUAL REPORT of IQAC For SESSION 2018-19

Submitted On: 26th August, 2019

1. INTRODUCTION

Akal Degree College, Mastuana- a co-educational institution is a centre of learning and imparting higher education since 1968 to the rural students of the Malwa belt of Punjab. It is situated on the holy land amidst bliss of nature far away from the bustle of city life. The institution has ushered under the aegis of Akal College Trust, Gursagar Mastuana, which is formed to support and manage the rich legacy of Sant Attar Singh ji, a philanthrope and visionary educationist. In 1923, Akal Degree College, a brainchild of Sant Attar Singh, was a premier institution for providing courses in agriculture to the rural students of the region. The college was restructured in 1968 and undergraduate courses were started in humanities and sciences. One of its founding members was an eminent educationist of the time namely Sant Teja Singh who educated from Harvard University, (A.M in 1911) U.S.A. The seed of the education sowed by Sant Attar Singh Ji has now flourished into a number of educational institutions dedicated to the task of providing mainstream education with a touch of religious and moral education. There are nine sister institutions which have become a chosen destination for the students to pursue higher education. Over the years the institution has progressed and developed to meet the changing needs in the field of education and teaching learning methodology Since 1968, the college has been affiliated to the Punjabi University, Patiala. The institution provides diverse courses in B.A, B.Com, BSc (Medical & Non-Medical), BBA,BCA, PGDCA, MSc (IT) and other Add-on Courses. Subjects like Drug Abuse-Problem, Prevention and Management, Environment Study and Road Safety Awareness are taught in Semester 2nd and 4th respectively. To improve and enhance the communication skills of the students, the institute has been running an Add on Course in Spoken English since 2009. The college has successfully started two vocational courses (B.Voc in Software Development and B.Voc in Retail Management & IT) in the session 2018-19 so as fulfill the demand of the students of the region and work in the direction of Skill Development. The College endeavors to keep devoted to the stupendous task of propagating educational practices to its students to help them carve their future and fulfill their aim.

2. COLLEGE IQAC

2.1 Composition Of Internal Quality Assurance Cell (IQAC)

S.No	Appointment	Name of the Person
1	Chairperson	Dr. Darshan Kaur
2	Co-ordinator	Mr. Surmukh Singh Dhanoa, Asstt. Prof.

3	Members	Mr. Harmandar Singh, Asso. Prof.
		Dr. Jagdeep Kaur, Asso. Prof.
		Dr. Sarika Jain, Asso. Prof.
		Dr. Nirp Jeet Singh, Asso. Prof.
		Mr. Joginder Singh, Asstt. Prof.
		Mr. Manpreet Singh Gill, Asstt. Prof.
		Mr. Anish Soni , Asstt. Prof.
4	Member Secretary	Mr. Amrinder Singh, Asstt. Prof.
5	Administrative Officers	Mr. Hardev Singh (Office Supdt.)
		Mr. Lakhwinder Singh
6	Management Member	Mr. Jaswant Singh Khaira (Secretary Managing Comm.)
7	Nominee from Local Society	Dr. Jasbir Aulakh (Alumni)
		Mr. Jaspreet Singh(Roll No. 624, B.A-II)
		Ms. Karamvir Kaur(Roll No. 720, B.A-II)
8	Nominee from Employer/ Industry	Dr. (Capt.)Bhupinder Singh Punia
		Mr. Ghanshyam Kansal (Industrialist)
9	Nominee from Punjabi University, Patiala	Dr. Shivani Thakkar (Deptt. of English, Punjabi University, Patiala)

2.2 Significant Activities and contributions made by IQAC

Audit on 3 major areas to monitor and ensure the quality of Students' Activities, Department Activities and Staff Members for periodic assessment of committees for a timely, efficient and progressive performance of academic, administrative and financial tasks. The IQAC Cell of the Strengthened the campus placement process through Industry Institution Partnership Cell. Students are motivated to do their projects in industry.

List of Events that were held as proposed and passed in the meetings of IQAC:

S. No	Name of the Activity	To be Conducted in	Duration of the Activity
1	Admission Process	July, 2018	As per Uni. Schedule
2	Administrative & Academic Audit	August, 2018	5 days
3	Independence Day Celebration		1 day
4	Path on The Commencement of New Session	September, 2018	1 day
5	Teachers' Day Celebration		
6	Hindi Diwas Celebration		1 day
7	Talent Hunt		1 day
8	Awareness Prog. On Dowry &		1 day

	Female Foeticide		
9	Peace & Non-violence Oath Day	October, 2018	1 day
10	Conducting House Exam		8 days
11	PDP for Teaching Staff		1 day
12	Apply for NAAC inspection		As per Naac Schedule
13	Gurpurab Celebration	November, 2018	1 day
14	Lohri Celebration	January, 2019	1 day
15	Voter's Day Celebration		1 day
16	Republic Day Celebration		1 day
17	Lecture on Human Ethics & Moral Values		7 days
18	Class Level Quiz Competition	February, 2019	1 day
19	Annual Athletics Meet	March, 2019	1 day
20	All India Inter-University Gatka Championship (Men & Women)		3 days
21	NSS Camp		7 days
22	PDP for Non-Teaching Staff		1 day
23	Feedback Collection From Students		3 days
24	Conducting House Exams	April, 2019	8 days
25	Feedback Analysis	May, 2019	3 days

2.3 Plan of Action by IQAC/Outcome

The plan of action chalked out by the IQAC in the beginning of the year towards quality enhancement and the outcome achieved by the end of the Academic Session 2016-17.

Plan of Action	Achievements
To apply for NAAC Assesment and Accreditation Process	IQAC has initiated the Assesment and Accreditation Process in the month of Oct., 2018 and the peer team visit was held in the month of April, 2019. College secured 2.62 CGPA and got B+ accreditation status by NAAC
To motivate and increase the no. of teachers to use ICT tools for effective teaching	Training sessions were conducted by the IQAC in collaboration with the Computer Department in order to impart knowledge for using the ICT tools.
New Labs for Students of Agriculture	New Laboratories as per the curriculum of Diploma in Agriculture have been developed. In addition to this 2 Acres of the agriculture land belonging to the Managing Committee have been earmarked exclusively for the Lab work.

Motivate the faculty for carrying out research and publication of papers/ paper presentation etc.	A very favorable step as per the recommendations of IQAC was taken by the Managing Committee into this direction. It was decided by the managing committee that the permanent faculty shall be motivated to do Ph.D (with full pay Study Leave for the Course Work). In addition to this, other facilities like duty leave for publishing a paper in a conference or symposia along the payment of registration fee shall also continue.
To collect the feedback from Students	Feedback was collected from the students in the month of Nov, 2018

3. TEACHING-LEARNING PROCESS

3.1 Details of the Students Admitted in each Course

a) For Regular Courses

Name of the Course	No. of Seats	No. of Students Admitted
B.A	700	393
B.Sc (Med, Non-Med & Non-Med with Comp. Sci.)	150	62
B.Com	60	49
B.B.A	50	25
B.C.A	50	30
P.G.D.C.A	35	35
M.Sc (IT)	30	06
M.A (Punjabi)	30	20
M.Com	30	10
Diploma in Agriculture	50	27

b) For Diploma & Value-added Courses

i) No. of Students enrolled in Diploma Courses: 27

ii) No. of Students enrolled in Value-Added Courses: 120

3.2 Details of the Teaching Faculty

a) No. of Regular Teaching Staff Members

No. of Posts Sanctioned By DPI	Recruited	No. Posts Sanctioned by Mgt.	Recruited
22	15	21	17

b) No. of Staff Members with Ph.D

No. of Associate Professors with Ph.D	No. of Assistant Professors with Ph.D
06	07

c) No. of Temporary/ Adhoc Staff Members: 18

d) No. of Faculty published Papers in Intl./ National Journals/ conferences/ Seminar/ edited chapters in the books/ written books/ participated in Workshop/symposia:

	Paper Publication Intl. / National Journals	Edited Chapters in a Book/Published Books/ Participated in a Conference
No. of Faculty	10	08

3.3 Details Non-Teaching Staff

Category	Number of Permanent Employees	Number of Vacant Positions	Number of permanent positions filled during the Year
Administrative Staff	29	11	Nil
Technical Staff	04	Nil	Nil

3.5 Initiatives undertaken towards professional development of the staff:

<i>Faculty / Staff Development Programmes</i>	<i>Number of faculty benefitted</i>	<i>No. of Non-Teaching Staff benefitted</i>
Refresher Courses	03	NA
Orientation Courses	00	NA
Staff Training conducted by the Institution	26	09

4 INFRASTRUCTURE AVAILABILITY

4.1 No. of Computers Exclusively for the use of Students: 140

4.2 No. of Books Available in the Library: 20843

4.3 No. of classrooms: 34

4.4 No. of classrooms with ICT facility: 10

4.5 No. of Laboratories: 09

4.6 Sports Infrastructure/ facilities: Indoor Stadium for various games such as Table Tennis, Gatka, Basketball, Gymnasium facility, kabaddi, Badminton etc. and Play Grounds for Athletics, Volleyball, Kabaddi, Football, Basketball

5 STUDENT PROGRESSION

5.1 No. of the Students Placed: 13

5.2 No. of the students cleared competitive exams: Data Not Maintained

5.3 No. of Students benefitted by Govt. Scholarship Schemes: 384

5.4 No. of Students benefitted by Non-Govt. Scholarship Schemes: 127

5.5 No. of Students passed / awarded degree during the year 1st October, to 30th September, 2018

Level	Prog.	Discipliae	Total No. of Students appeared in Final Year	Total No. of Students Passed	Total No. of Students with 60% or Above
UG	B.A	Humanities	214	81	69
UG	BBA	Management	10	0	0
UG	B.Com	Commerce	61	41	41
UG	B.Sc	Science	44	26	25
UG	BCA	Computer Applications	30	13	13
PG	M.A	Punjabi	19	8	7
PG	M.Sc	IT	14	13	13
PG	M.Sc (L.E)	IT	8	6	6
PG Diploma	PGDCA	Computer Applications	30	5	5

6. FINANCIAL INFORMATION OF THE COLLEGE (Financial Year 2017-18)

a) Income Generated by the College

S.No	Particular	Amount (In Rupees)
1	Grants Received from State Government	1,53,09,564
2	Grants Received from Local Bodies	18,00,000
3	Donations	642
4	Tuition Fee	9,01,186
5	Other Fee	2,32,88,805
	Total Income	4,13,00,197

b) Expenditure Incurred by the College

S.No	Particular	Amount (In Rupees)
1	Salary, Allowances & Retirement Benefits	3,09,11,770
2	Buildings (Construction & Maintenance)	41,41,708
3	Library & Laboratory	69,470
4	Other Expenses	61,77,249
	Total Income	4,13,00,197

Submitted By:


Signature of IQAC Co-ordinator


Signature of IQAC Member Secretary